

April, 1958.

Price 2/-

A List of  
SPARE & REPLACEMENT PARTS  
for the  
1958

**Royal Enfield**  
\* \* \* *'Made like a Gun'* \* \*

“METEOR MINOR”  
MOTOR CYCLE

●  
THE  
ENFIELD CYCLE COMPANY LIMITED

Head Office & Works:  
REDDITCH, WORCESTERSHIRE  
ENGLAND



June 1958.

Price 2/-

A List of  
SPARE & REPLACEMENT PARTS  
for the  
1958

**Royal Enfield**  
\* \* 'Made like a Gun' \*

“METEOR MINOR”  
MOTOR CYCLE

●  
THE  
ENFIELD CYCLE COMPANY LIMITED

Head Office & Works:  
REDDITCH, WORCESTERSHIRE  
ENGLAND

Telegrams:  
“Cycles, Phone, Redditch.”

Telephone:  
Redditch 121 (8 lines).



# INDEX

	Page
Air Filter .. .. .	48
Battery .. .. .	48
Brake Control, Rear .. .. .	46
Carburettor .. .. .	52
Chains and Covers .. .. .	14, 44
Clutch .. .. .	22
Crankcase .. .. .	4
Crankshaft .. .. .	8
Cylinder .. .. .	6
"    Head .. .. .	6
"    "    Steady .. .. .	38
Dual Seat .. .. .	50
Electrical Equipment .. .. .	48, 54, 56
Engine .. .. .	4—12
Exhaust Pipes .. .. .	46
Footrests .. .. .	46
Frame .. .. .	38
Front Fork .. .. .	28, 30
Gearbox .. .. .	16—20
Handlebar .. .. .	24
"    Controls .. .. .	24
"    Control Cables .. .. .	26
Lamps .. .. .	56
Legshields .. .. .	38
Mudguard, Front .. .. .	32
"    Rear .. .. .	42
Number Plate, Front .. .. .	32
"    "    Rear .. .. .	42
Oil Filter .. .. .	12
"    Pump .. .. .	12
Pannier Fittings .. .. .	42
Petrol Tank .. .. .	32
Pillion Footrests .. .. .	44
Piston .. .. .	8
Silencer .. .. .	46
Speedometer .. .. .	50
Stand, Prop .. .. .	44
"    Centre .. .. .	40
Suspension, Rear .. .. .	40
Timing Cover .. .. .	10
"    Gear .. .. .	10
Toolbox .. .. .	48
Tools .. .. .	50
Wheel and Brake, Front .. .. .	34
"    "    Rear .. .. .	36

# TERMS OF BUSINESS

All prices of Spare and Replacement Parts are subject to revision or modification, at our discretion, without notice.

Our terms are STRICTLY NET CASH WITH ORDER, or cash on receipt of PRO-FORMA INVOICE. Repairs and sundries items cannot be booked. Prices do not include cost of carriage or postage which will be covered by a percentage increase (subject to a minimum of 6d) on the nett invoice value. C.O.D. fees and the cost of packing cases or crates are additional to the fixed surcharge.

Any part or complete motor cycle sent for repair should be consigned CARRIAGE PAID and the sender's name and address should be given in full on the address tally. Parts sent to us carriage forward are liable to be refused, and to lie with the carriers at sender's risk and expense.

Full instructions regarding the necessary repairs to be done, with advice as to the mode of despatch of the machine (or part), should be posted the same day.

When forwarding motor cycles for repair it is advisable to remove all accessories and easily detached fittings, such as badges, mascots, tools, tyre inflater, etc. Besides facilitating the work of repair, it will also prevent any loss during transit.

Order all parts by the name of the article and the NUMBER PRECEDING IT, also state the number of the engine or machine for which they are intended. The engine number will be found stamped on the driving side of the crankcase below the cylinder barrel and the machine number at the top of the front down tube.

## ESTIMATES AND QUOTATIONS

When customers send complete Motor Cycles or parts thereof to us for repairs, we are always prepared to furnish estimates before proceeding with the necessary work. At the same time, it must be distinctly understood that we can only give approximate quotations. Frequently, when the actual work is in progress, it is found necessary to replace parts other than those specified in the estimate, as we make a practice of including in such estimates only those items and parts which at the time we consider really essential to put the machine (or parts) in a thoroughly satisfactory condition. We recommend the use of our Service Replacement Units.

If any estimate prepared in this way is not accepted, we reserve the right to make a charge for taking down and re-assembling any parts necessary in preparing it.

When forwarding a complete Motor Cycle, Engine or other Assembly with the request that we overhaul the same, we understand by the term "Overhaul" that it is to be entirely dismantled, thoroughly renovated, any worn parts renewed, and put in perfect working order. In case a customer desires only certain parts attended to, full instructions should be given us to that effect, otherwise the cost may be in excess of that anticipated.

We cannot hold ourselves responsible for loss of, or damage to, any parts lying at our Works for repairs, unless instructions to proceed with same are given within twenty-one days of our estimate for the said repairs having been rendered.

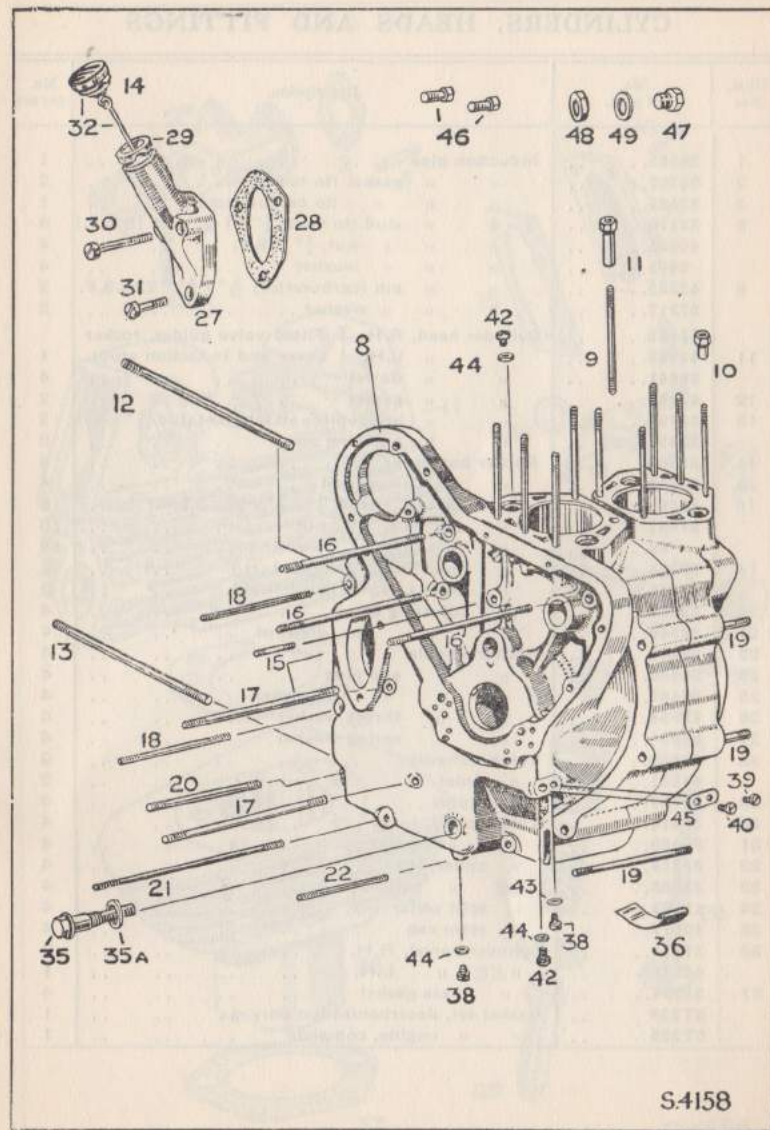
All welded repairs to crankcases and other aluminium parts are carried out with extreme care, but we cannot give any guarantee with, or accept responsibility for, any parts so treated.

## GUARANTEE

We respectfully refer customers to the terms of guarantee on page 59.

# ENGINE UNIT & CRANKCASE ASSEMBLY

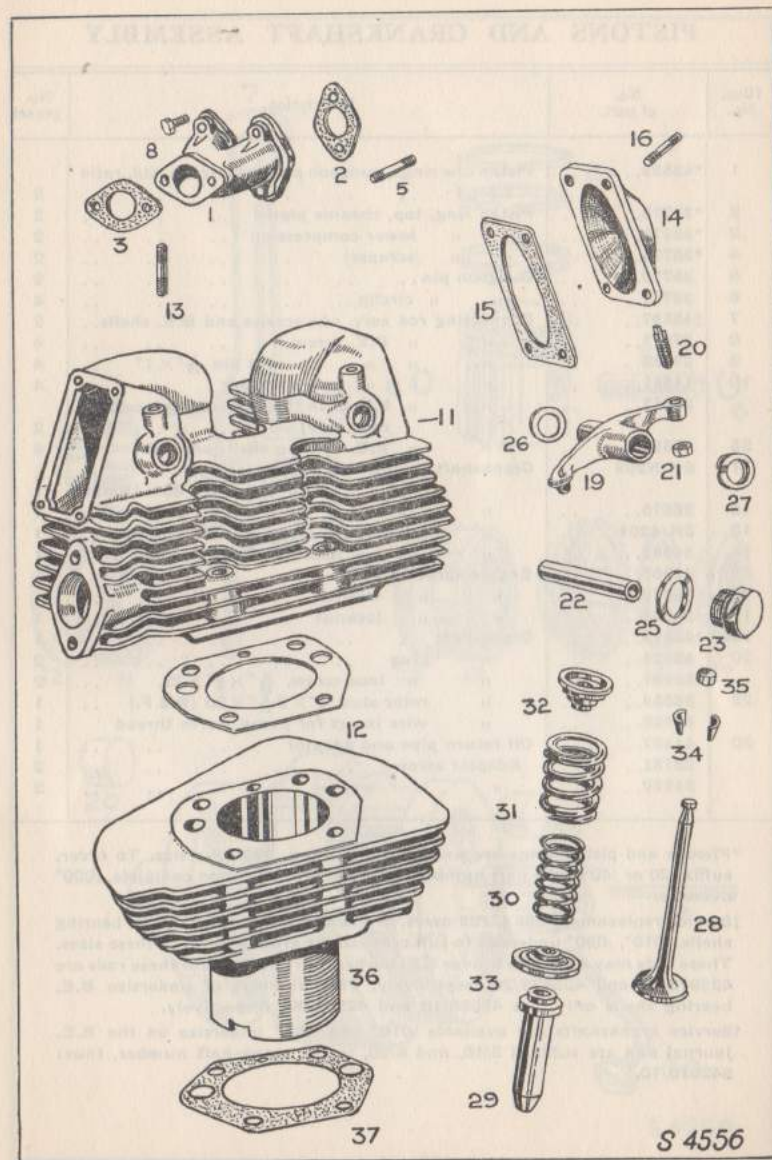
Illus. No.	No. of part.	Description.	No. per set
	44056..	500 c.c. Twin engine unit with distributor, sparking plugs and sprocket .. .. .	1
8	38681C	Crankcase assy. with main and camshaft bearings, tappets and guides and studs securing cylinders, crankcase halves, chain tensioners and gearbox	1
9	32828A	Stud, cylinder and head, $\frac{5}{16} \times 4 \frac{5}{16} \times 22$ (B.S.F.)	10
10	34705..	" nut, $\frac{5}{16} \times \frac{1}{2}$ shouldered .. .. .	2
11	32762..	" " $\frac{5}{16} \times 3 \frac{1}{2}$ " " " " .. .. .	4
	38639..	" " $\frac{5}{16} \times 4 \frac{1}{2}$ "o'all" " " " " .. .. .	4
	38657..	" washer, $\frac{5}{16} \times \frac{1}{2}$ O.D. .. .. .	2
	5975..	" " $\frac{5}{16} \times \frac{9}{16}$ O.D. .. .. .	6
12	35733..	" gearbox, top, $\frac{3}{8} \times 5 \frac{1}{2} \times 26$ .. .. .	2
13	34000..	" " bottom, $\frac{3}{8} \times 4 \frac{7}{8} \times 26$ .. .. .	2
	29854..	" nut .. .. .	4
	15641..	" washer .. .. .	4
16	34368..	" crankcase, top, $\frac{5}{16} \times 4 \frac{1}{2} \times 22$ (B.S.F.) .. .. .	3
17	35589..	" " rear, $\frac{5}{16} \times 4 \frac{1}{2} \times 22$ (B.S.F.) .. .. .	2
18	35595..	" " " $\frac{1}{4} \times 6 \frac{1}{2} \times 26$ (B.S.F.) .. .. .	2
19	36079..	" " front, $\frac{5}{16} \times 4 \frac{1}{2} \times 26$ (C.E.I.) .. .. .	3
20	34029..	" rear eng. plate $\frac{5}{16} \times 5 \times 22$ (BSF)	1
21	34378..	" " bottom, $\frac{1}{4} \times 8 \frac{1}{2} \times 26$ (B.S.F.) .. .. .	1
22	34379..	" " " $\frac{1}{4} \times 3 \frac{1}{8} \times 26$ (B.S.F.) .. .. .	1
	27620..	" nut, $\frac{1}{4} \times 26$ (B.S.F.) .. .. .	8
	82..	" washer, $\frac{1}{4}$ " " " " .. .. .	8
	27621..	" nut, $\frac{5}{16} \times 22$ (B.S.F.) .. .. .	4
	8633..	" " $\frac{5}{16} \times 26$ (C.E.I.) .. .. .	6
	36221..	" " $\frac{5}{16} \times 22$ (B.S.F.) Simmonds "Spinloc"	3
	8634..	" washer, $\frac{5}{16}$ " " " " .. .. .	13
27	40383..	Oil filler extension .. .. .	1
28	34385..	" " " gasket .. .. .	1
29	18275..	" " " collar .. .. .	1
30	35591..	" " " screw $\frac{1}{4} \times 1 \frac{5}{8} \times 26$ (B.S.F.) .. .. .	2
31	35592..	" " " " $\frac{1}{4} \times \frac{5}{8} \times 26$ (B.S.F.) .. .. .	1
32	42636..	" " cap and dipstick .. .. .	1
35	37884..	Drain plug and filter assy. .. .. .	1
35A	17024..	" " " " washer .. .. .	1
	26127..	Drain plug .. .. .	1
	F511..	" " washer .. .. .	1
36	38666..	Oil shield .. .. .	2
	35636..	" " screw, Parker Kalon, Type Z, No. 4 .. .. .	6
38	16476..	" " plug screw, $\frac{1}{4} \times \frac{3}{8} \times 26$ (B.S.F.) .. .. .	3
39	34375..	" " " " $\frac{1}{4} \times \frac{1}{4} \times 26$ (B.S.F.) .. .. .	1
40	34374..	" " " " $\frac{5}{16} \times \frac{1}{4} \times 22$ (B.S.F.) .. .. .	1
42	34373..	" " " " $\frac{5}{16} \times \frac{3}{8} \times 22$ (B.S.F.) .. .. .	1
	26177..	" " " " c'sk hd. $\frac{1}{4} \times \frac{3}{16} \times 26$ .. .. .	1
43	30394..	" " " " fibre washer, $\frac{1}{4}$ dia. .. .. .	2
44	36136..	" " " " " " $\frac{1}{16}$ " " " " .. .. .	1
45	34381..	" " " " " " two hole .. .. .	1
46	37724..	Crankcase bridge screw .. .. .	2
	34690..	" " " " washer .. .. .	2
47	37706..	" " " " plug .. .. .	2
48	7340..	" " " " nut .. .. .	2
49	F512..	" " " " washer, fibre .. .. .	2
	27918..	" " " " s'proof .. .. .	2



S4158

## CYLINDERS, HEADS AND FITTINGS

Illus. No.	No. of part.	Description.	No. per set
1	38585..	Induction pipe .. .. .	1
2	38586..	" " gasket (to head) .. .. .	2
3	37485..	" " " (to carburettor) .. .. .	1
5	31170..	" " stud (to head) $\frac{1}{4} \times 1\frac{1}{16} \times 26$ (B.S.F.)	4
	40505..	" " " nut, $\frac{1}{4}$ " B.S.F. .. .. .	4
	9908..	" " " washer .. .. .	4
8	42835..	" " pin (carburettor) $\frac{5}{16} \times \frac{3}{8} \times 22$ B.S.F.	2
	27917..	" " " washer .. .. .	2
	43662..	Cylinder head, R.H. { Fitted valve guides, rocker	
11	43663..	" " L.H. { cover and induction studs.	1
	38641..	" " dowel .. .. .	4
12	42245..	" " gasket .. .. .	2
13	35780..	" " bridge piece attachment stud $\frac{5}{16} \times \frac{13}{16}$ "	2
	33587..	" " blanking screw .. .. .	2
14	32552..	Rocker box cover .. .. .	4
15	32553..	" " " gasket .. .. .	4
16	31262..	" " " stud, $\frac{1}{4} \times \frac{7}{8} \times 26$ (B.S.F.)	16
	37852..	" " " " nut .. .. .	16
	82..	" " " " washer .. .. .	16
19	39735..	" (inlet R.H., Exhaust L.H.) .. .. .	2
	39736..	" (inlet L.H., Exhaust R.H.) .. .. .	2
20	32550..	" " adjusting screw .. .. .	4
21	32549..	" " " locknut .. .. .	4
22	38644..	Rocker spindle .. .. .	4
23	36985..	" " " end plug .. .. .	4
25	39468..	" " " " washer .. .. .	4
26	32554..	" " " thrust washer .. .. .	4
27	35904..	" " " spring washer .. .. .	4
28	39529..	Valve, exhaust .. .. .	2
	41221..	" " inlet .. .. .	2
29	38638..	" " guide .. .. .	4
30	35410..	Valve spring, inner .. .. .	4
31	35409..	" " " outer .. .. .	4
32	35238..	" " collar, top .. .. .	4
33	33508..	" " " bottom .. .. .	4
34	11099..	" " split collar .. .. .	4
35	10672..	" " stem cap .. .. .	4
36	37675..	Cylinder barrel, R.H. .. .. .	2
	42521A	" " " L.H. .. .. .	1
37	35524..	" " base gasket .. .. .	4
	ST224	Gasket set, decarbonisation only .. .. .	1
	ST225	" " " engine, complete .. .. .	1



S 4556

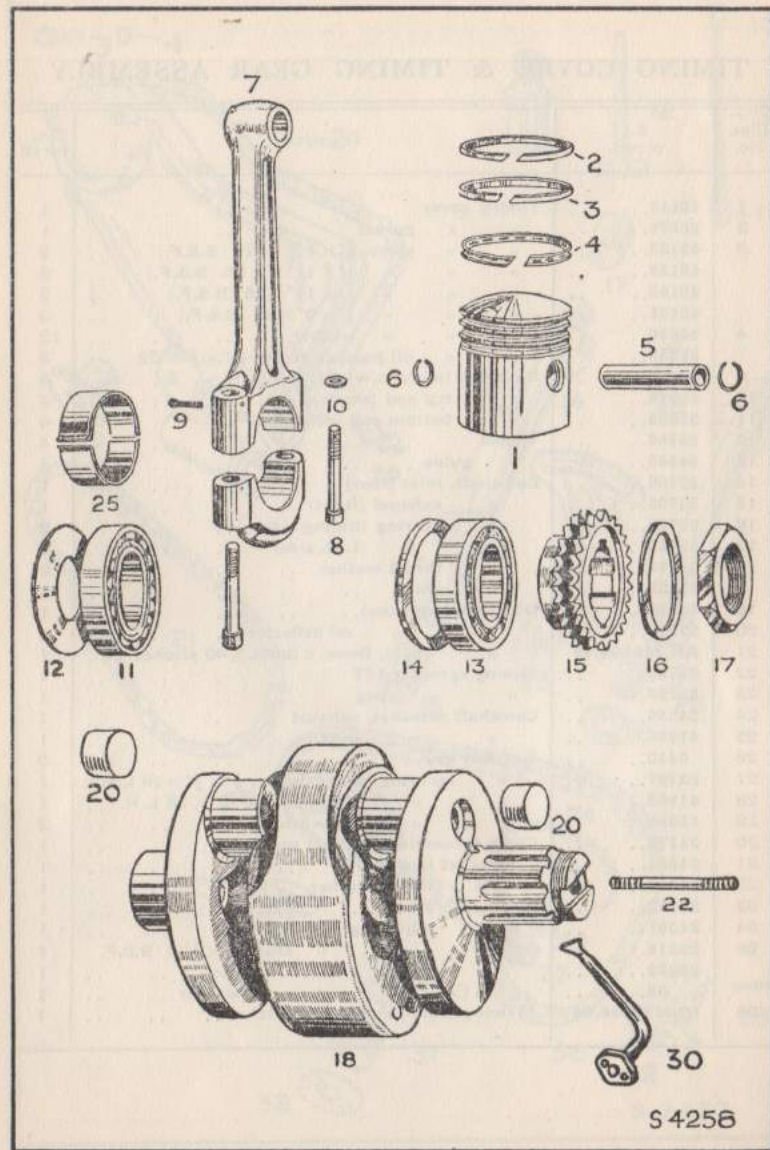
## PISTONS AND CRANKSHAFT ASSEMBLY

Illus. No.	No. of part.	Description.	No. per set
1	*42599..	Piston c/w rings, gudgeon pin and circlips, std. ratio 7.5 : 1 .. .. .	2
2	*38772..	Piston ring, top, chrome plated .. .. .	2
3	*38773..	" " lower compression .. .. .	2
4	*38774..	" " (scraper) .. .. .	2
5	38770..	Gudgeon pin .. .. .	2
6	38771..	" " circlip .. .. .	4
7	‡42597..	Connecting rod assy. c/w screws and B.E. shells..	2
8	37311..	" " B.E. screw .. .. .	4
9	37486..	" " " " split pin $\frac{1}{16} \times 1$ " .. .. .	4
10	14691..	" " " " washer .. .. .	4
11	36017..	" " S.E. bush (for Service Replacement rods only) .. .. .	2
25	42596..	" " B.E. bearing shell (one half) .. .. .	4
11	SK/N209	Crankshaft timing-side roller bearing, 45 x 85 x 19mm. .. .. .	1
12	36275..	" " " " " steel washer .. .. .	1
13	SK/6209	" " drive-side bearing, 45 x 85 x 19mm. .. .. .	1
14	34062..	" " " bearing distance collar .. .. .	1
15	41965..	Engine sprocket 29T .. .. .	1
16	34076..	" " washer .. .. .	1
17	34064..	" " locknut .. .. .	1
18	‡42519..	Crankshaft .. .. .	1
20	42524..	" " plug .. .. .	2
22	35981..	" " lock screw, $\frac{3}{16} \times \frac{3}{8} \times 32$ . .. .. .	2
22	38659..	" " rotor stud, $\frac{3}{8} \times 3 \frac{3}{16} \times 20$ (B.S.F.) .. .. .	1
30	42598..	" " wire insert for pump worm thread .. .. .	1
30	41327..	Oil return pipe and adaptor .. .. .	1
30	29781..	Adaptor screw .. .. .	2
30	34690..	" " washer .. .. .	2

\*Pistons and piston rings are available .020" and .040" oversize. To order, suffix /20 or /40 to the part number. Thus: 42599/20, piston complete, .020" oversize.

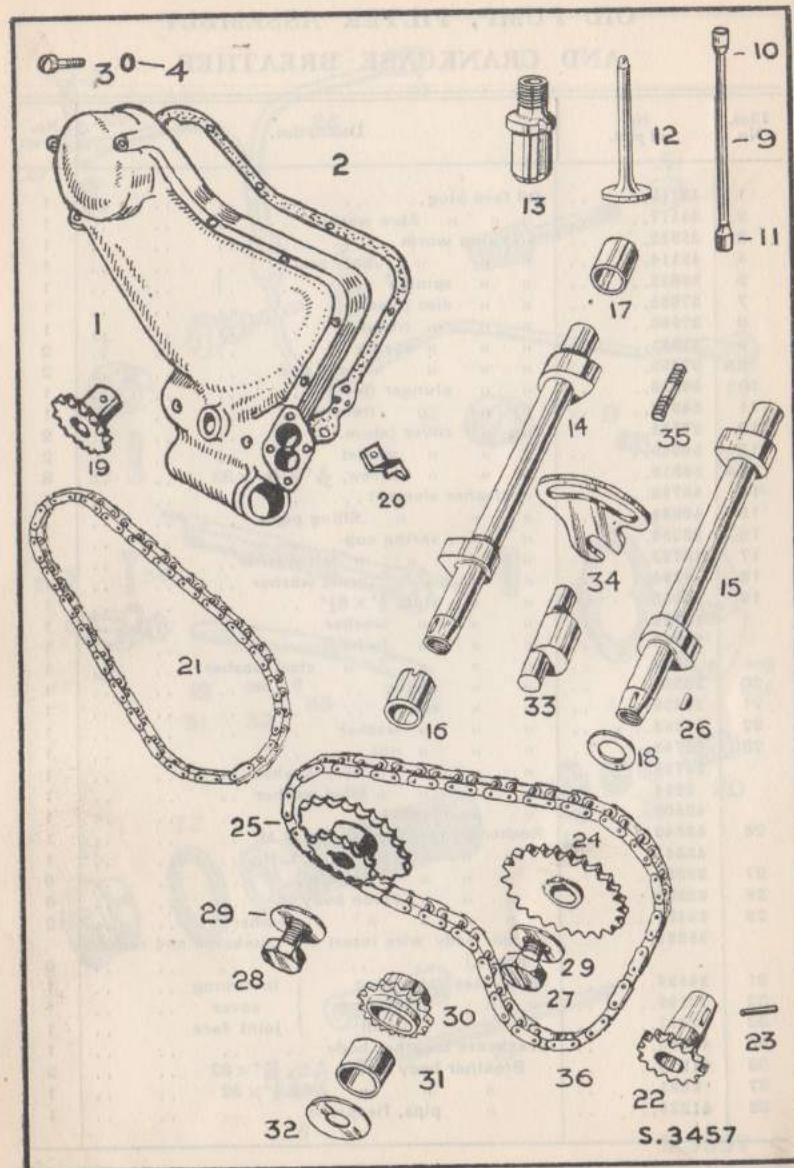
‡Service replacement conn. rod assys. are available fitted with B.E. bearing shells, .010", .020" undersize to suit crankshafts ground down to these sizes. These rods may also have bronze S.E. bushes. Part numbers of these rods are 42597S/10 and 42597S/20 respectively. Part numbers of undersize B.E. bearing shells only, are 42596/10 and 42596/20, respectively.

†Service crankshafts are available .010" and .020" undersize on the B.E. journal and are suffixed S/10, and S/20, to the crankshaft number, thus: S42519/10.



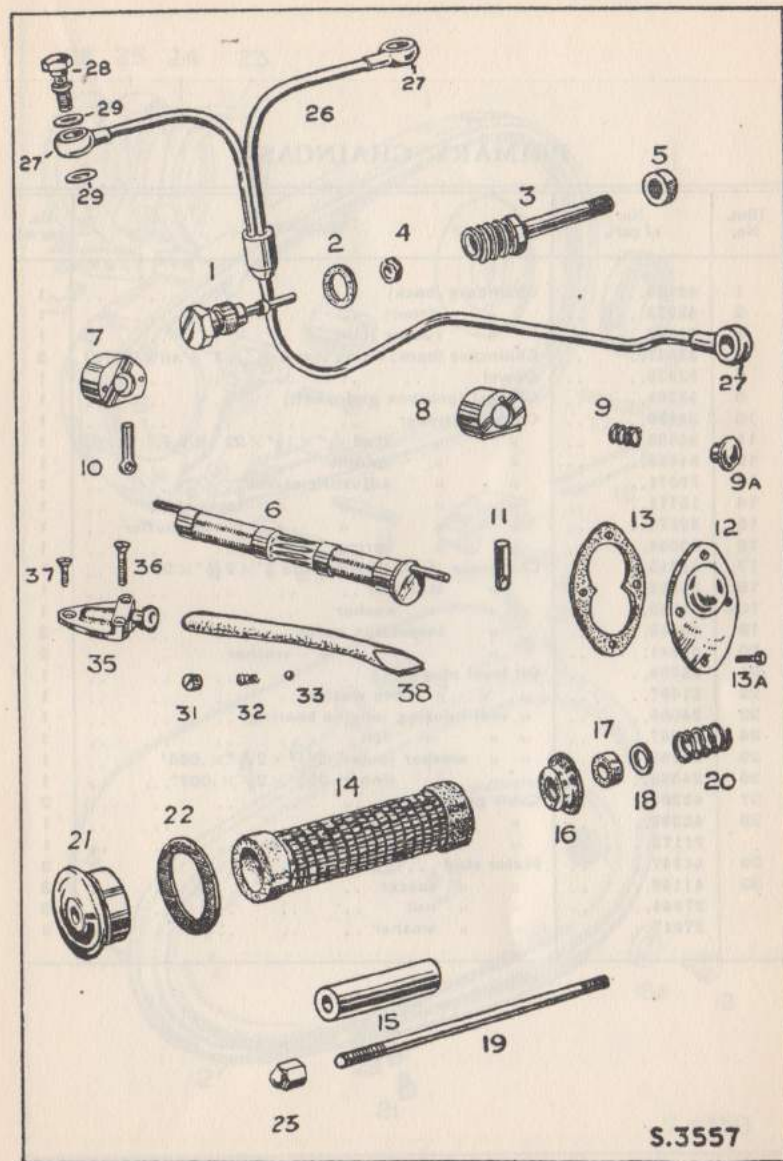
## TIMING COVER & TIMING GEAR ASSEMBLY

Illus. No.	No. of part.	Description.	No. per set
1	40213..	Timing cover .. .. .	1
2	38676..	" " gasket .. .. .	1
3	42133..	" " screw $1\frac{1}{8} \times 26$ (B.S.F.) .. .. .	2
	42139..	" " " $1 \times 26$ (B.S.F.) .. .. .	3
	42140..	" " " $1\frac{1}{8} \times 26$ (B.S.F.) .. .. .	2
	42136..	" " " $1 \times 26$ (B.S.F.) .. .. .	3
4	34690..	" " " washer .. .. .	12
	28858..	" " " oil passage screw $\frac{3}{16} \times \frac{1}{4} \times 32$ .. .. .	3
9	42523..	Push rod (alloy) c/w ends .. .. .	4
10	15916..	" " " top end (shallow cup) .. .. .	4
11	37839..	" " " bottom end (deep cup) .. .. .	4
12	23480..	Tappet .. .. .	4
13	34360..	" " guide .. .. .	4
14	32706..	Camshaft, inlet (rear) .. .. .	1
15	32705..	" " exhaust (front) .. .. .	1
16	32709..	" " bearing (timing side) .. .. .	2
17	32710..	" " " (L.H. side) .. .. .	2
18	35894..	" " thrust washer .. .. .	2
	42528..	" " shim .. .. .	2
19	41936..	Distributor sprocket .. .. .	1
20	37615..	" " " oil deflector .. .. .	1
21	RN/110500/40	" " chain, 8mm. $\times$ 3mm. $\times$ 40 pitches .. .. .	1
22	35735..	Timing sprocket 12T .. .. .	1
23	35724..	" " " peg .. .. .	1
24	34350..	Camshaft sprocket, exhaust .. .. .	1
25	41935..	" " " inlet .. .. .	1
26	9410..	Sprocket key .. .. .	2
27	32707..	" " securing bolt, exhaust, $\frac{1}{2} \times \frac{7}{8} \times 26$ L.H. .. .. .	1
28	41968..	" " " inlet $\frac{1}{2} \times 1\frac{1}{8} \times 26$ L.H. .. .. .	1
29	15380..	" " " " washer .. .. .	2
30	34372..	Chain tensioning sprocket and bush .. .. .	1
31	34354..	" " " sprocket bush only .. .. .	1
32	34353..	" " " thrust washer .. .. .	1
33	38552..	" " " spindle .. .. .	1
34	34351..	" " " adjusting plate .. .. .	1
35	29314..	" " " " stud, $\frac{1}{4} \times \frac{7}{8} \times$ B.S.F. .. .. .	1
	36222..	" " " " " nut .. .. .	1
	82..	" " " " " washer .. .. .	1
36	RN/110038/66	Timing chain, endless, 66 pitches .. .. .	1



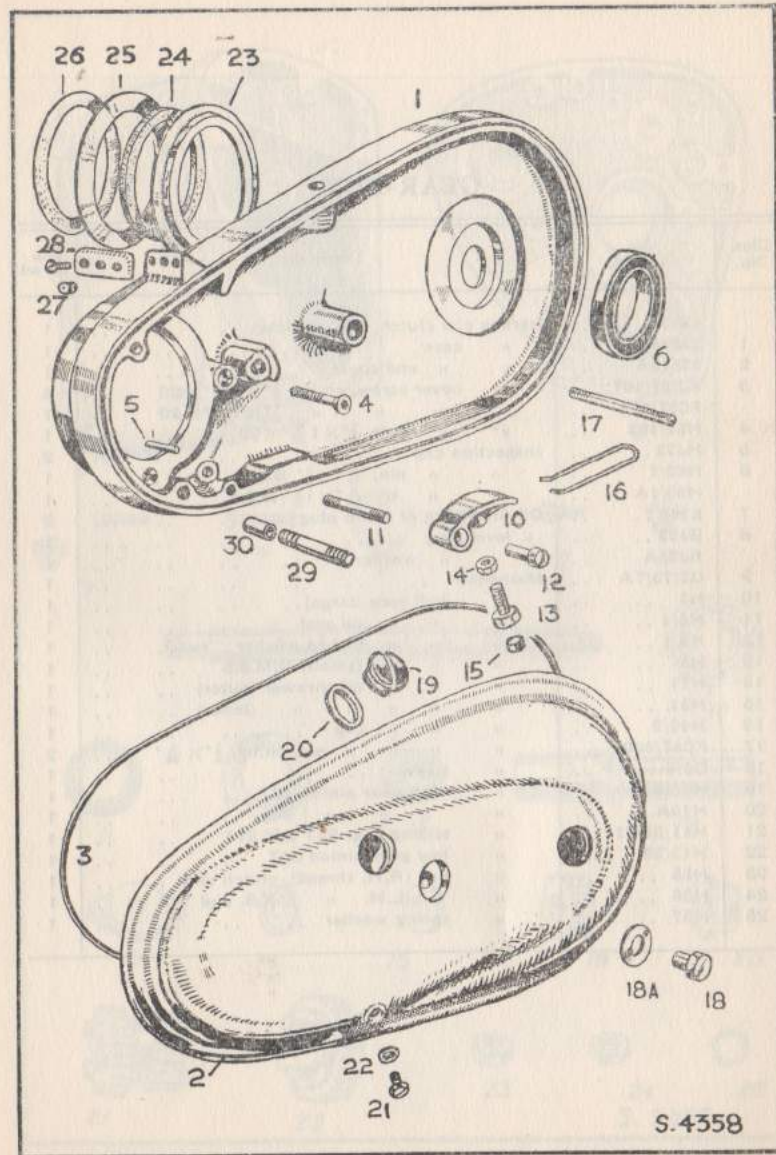
## OIL PUMP, FILTER ASSEMBLY AND CRANKCASE BREATHER

Illus. No.	No. of part.	Description.	No. per set
1	42118..	Oil feed plug..	1
2	24177..	" " " fibre washer ..	1
3	38622..	" pump worm ..	1
4	42114..	" " " rubber seal ..	1
6	38623..	" " spindle ..	1
7	37665..	" " disc (feed) ..	1
8	37666..	" " " (return) ..	1
9	41851..	" " " spring ..	2
9A	37669..	" " " end pad ..	2
10	34346..	" " plunger (feed) ..	1
11	34347..	" " " (return) ..	1
12	37783..	" " cover (alum.) ..	2
13	34349..	" " " gasket ..	2
13A	38819..	" " " screw, $\frac{3}{16} \times \frac{11}{16} \times 32$ ..	8
14	40792..	" cleaner element ..	1
15	40884..	" " " filling piece ..	1
16	28254..	" " " spring cup ..	1
17	18793..	" " " felt washer ..	1
18	8894..	" " " thrust washer ..	1
19	28255..	" " " stud, $\frac{3}{8} \times 6\frac{1}{4}$ ..	1
	13785..	" " " washer ..	1
	26996..	" " " locknut ..	1
	8894..	" " " steel washer ..	1
20	28259..	" " " spring ..	1
21	28256..	" " " cap ..	1
22	28258..	" " " washer ..	1
23	23748..	" " " nut ..	1
	13785..	" " " fibre washer ..	1
	8894..	" " " steel washer ..	1
	42505..	" " " magnet ..	1
26	43340..	Rocker oil feed pipe comp. R.H. ..	1
	43342..	" " " " L.H. ..	1
27	32388..	" " " " banjo ..	6
28	32389..	" " " " union body ..	6
29	39469..	" " " " " washer ..	12
	38621..	Union body wire insert (in crankcase and rocker boxes.) ..	6
31	34424..	Oil release valve plug ..	1
32	22199..	" " " spring ..	1
33	32017..	" " " ball ..	1
35	41540..	Crankcase breather body ..	1
36	41978..	Breather body screw $\frac{3}{16} \times \frac{33}{16} \times 32$ ..	2
37	8881..	" " " " $\frac{3}{16} \times \frac{1}{2} \times 32$ ..	1
38	41224..	" pipe, Neoprene ..	1



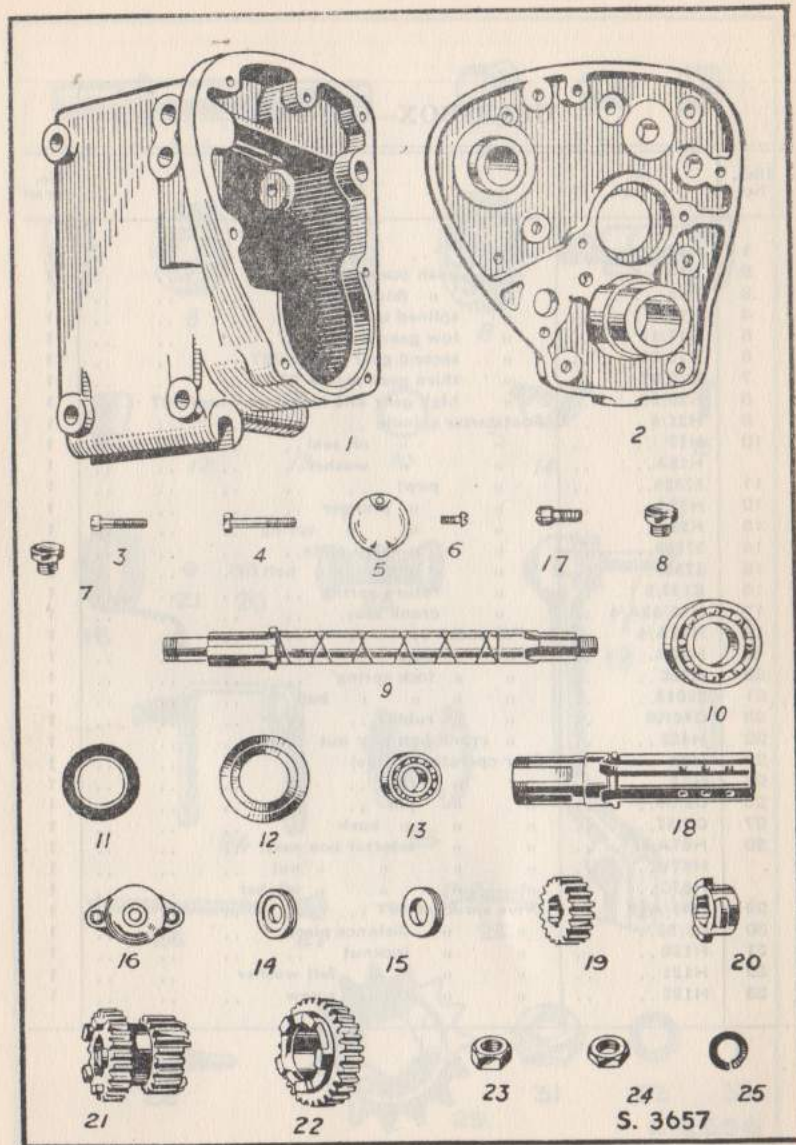
## PRIMARY CHAINCASE

Illus. No.	No. of part.	Description.	No. per set
1	42123..	Chaincase (back)	1
2	42972..	" (front)	1
3	40097..	" rubber joint	1
4	38027..	Chaincase (back) fixing screw $\frac{5}{16}$ " $\times$ 1" o'all $\times$ 26CEI	3
5	32373..	Dowel	1
6	43565..	Oil seal (gearbox mainshaft)	1
10	39480..	Chain tensioner	1
11	34456..	" stud $\frac{5}{16}$ " $\times$ $1\frac{1}{2}$ " $\times$ 22 (B.S.F.)	1
12	34453..	" spindle	1
13	39571..	" adjusting screw	1
14	15771..	" locknut	1
15	39572..	" rubber buffer	1
16	39664..	" spring	1
17	43715..	Chaincase (front) fixing stud $\frac{3}{8}$ " $\times$ $2\frac{1}{8}$ " $\times$ 26	1
18	35032..	" stud nut	1
18A	1580..	" washer	1
19	40640..	" inspection cover	2
20	40641..	" washer	2
21	35704..	Oil level plug	1
22	31497..	" fibre washer	1
23	34066..	" seal housing (engine bearing)	1
24	34067..	" felt	1
25	34069..	" washer (outer) $3\frac{1}{4}$ " $\times$ $2\frac{3}{32}$ " $\times$ .024"	1
26	34068..	" (inner) $3\frac{3}{4}$ " $\times$ $2\frac{7}{8}$ " $\times$ .007"	1
27	42268..	Cable grommet	2
28	42269..	" housing	1
	31172..	" screw	1
29	41147..	Stator stud	3
30	41148..	" spacer	3
	27944..	" nut	3
	27917..	" washer	3



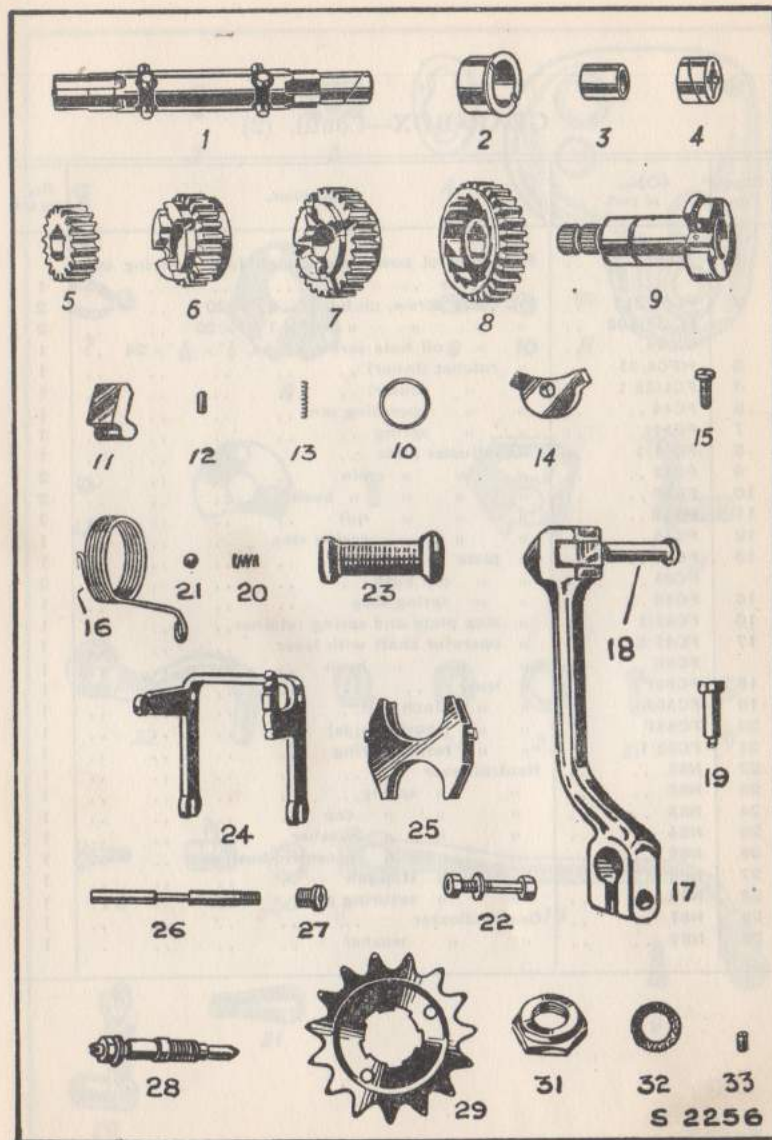
## GEAR-BOX

Illus. No.	No. of part.	Description.	No. per set
	43537 ..	Gearbox c/w clutch, 19T sprocket ..	1
1	33885 ..	.. case ..	1
2	37518A ..	.. end cover ..	1
3	FC57/107 ..	.. cover screw, ch.hd. $\frac{1}{4} \times 1\frac{1}{16} \times 20$ ..	4
	FC57/103 ..	.. " " " " $\frac{1}{4} \times 1\frac{3}{16} \times 20$ ..	1
4	H54/103 ..	.. " " bolt, $\frac{1}{4} \times 1\frac{3}{16} \times 20$ ..	1
5	HJ73 ..	.. Inspection cap ..	2
6	H60/1 ..	.. " " pin, $\frac{3}{16} \times \frac{3}{8}$ B.S.F. ..	1
	H60/1A ..	.. " " " " $\frac{3}{16} \times 1\frac{1}{4}$ B.S.F. ..	1
7	E140 ..	.. Oil filler plug or drain plug ..	2
8	BJ23 ..	.. " level plug ..	1
	BJ23A ..	.. " " " washer ..	1
9	G2/7S/TA ..	.. Mainshaft ..	1
10	H5 ..	.. ball race (large) ..	1
11	H3/1 ..	.. " " oil seal ..	1
12	H4/1 ..	.. " " " dished washer ..	1
13	H6 ..	.. " " " (small) R.M.S.5 ..	1
14	H71 ..	.. " " " oil thrower (outer) ..	1
15	H52 ..	.. " " " " " (inner) ..	1
16	H40/2 ..	.. " " " cap ..	1
17	FC57/009 ..	.. " " " pin, ch.hd. $\frac{1}{4} \times \frac{3}{16}$ ..	2
18	G2/8 ..	.. sleeve ..	1
19	H9/18 ..	.. high gear pinion 18T ..	1
20	H10A ..	.. " " " dog ..	1
21	H11/25/21 ..	.. sliding gear 25T and 21T ..	1
22	H12/30 ..	.. low gear pinion 30T ..	1
23	H55 ..	.. nut (R.H. thread), clutch end ..	1
24	H56 ..	.. " (L.H. " ), K.S. end ..	1
25	H57 ..	.. spring washer ..	1



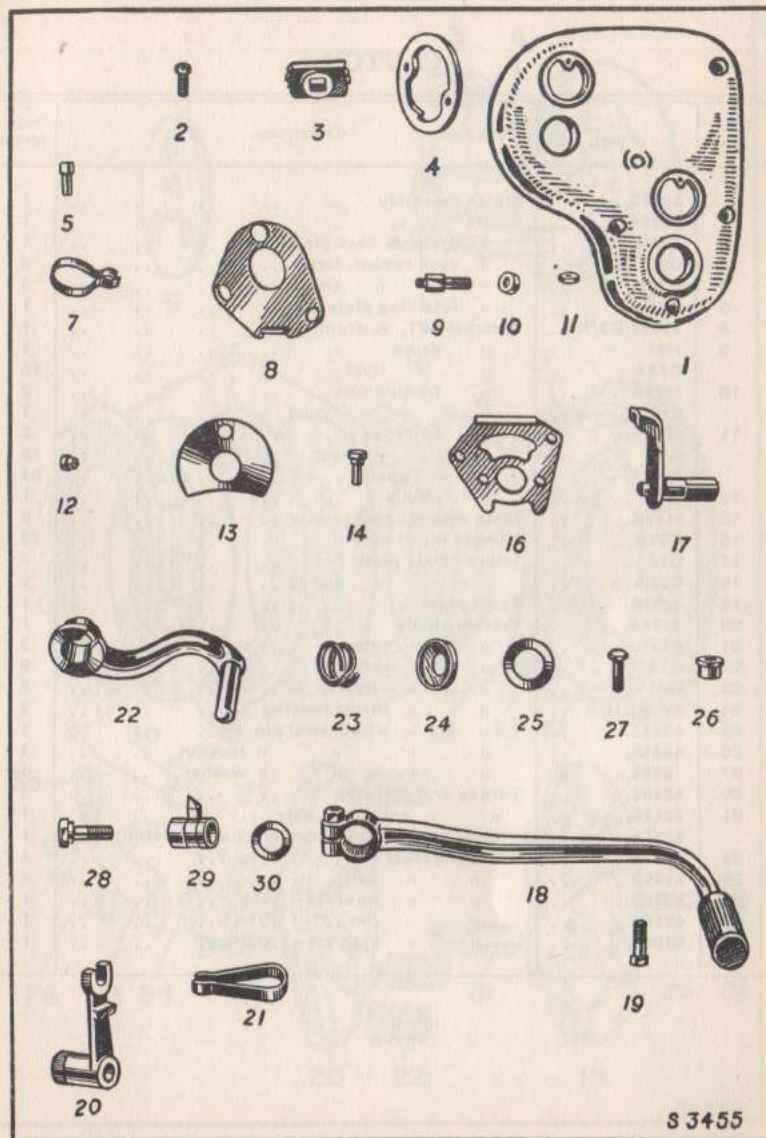
## GEAR-BOX—Contd. (I)

Illus. No.	No. of part.	Description.	No. per set
1	H13 .. ..	Layshaft .. .. .	1
2	H14 .. ..	" bush (case end) .. .. .	1
3	H15 .. ..	" " (kickstart end) .. .. .	1
4	H16 .. ..	" splined bush .. .. .	1
5	H17/18 ..	" low gear pinion 18T .. .. .	1
6	H18/23 ..	" second gear pinion 23T .. .. .	1
7	H19/27 ..	" third gear pinion 27T .. .. .	1
8	H20/30 ..	" high gear and kickstart wheel 30T .. .. .	1
9	H21/4 ..	Footstarter spindle .. .. .	1
10	H77 .. ..	" " oil seal .. .. .	1
	H15A .. ..	" " washer .. .. .	1
11	37355 ..	" pawl .. .. .	1
12	H22A ..	" " plunger .. .. .	1
13	H23 .. ..	" " " spring .. .. .	1
14	37356 ..	" " stop plate .. .. .	1
15	37357 ..	" " " bolt .. .. .	2
16	E137/5 ..	" return spring .. .. .	1
17	H42/42A/4	" crank assy. .. .. .	1
18	H42A/4 ..	F/S pedal .. .. .	1
19	H42B ..	" " bolt .. .. .	1
20	H42C ..	" " lock spring .. .. .	1
21	32018 ..	" " " ball .. .. .	1
22	G46KS ..	" " rubber .. .. .	1
23	H43S ..	" crank bolt and nut .. .. .	1
24	H33 .. ..	Gear operator (inside) .. .. .	1
25	H34 .. ..	" " fork .. .. .	1
26	G2/36 ..	" " pin .. .. .	1
27	G2/37 ..	" " bush .. .. .	1
28	H67Ass. ..	" " selector box assy. .. .. .	1
	H67B .. ..	" " " nut .. .. .	1
	H67C .. ..	" " " washer .. .. .	1
29	H49/A19 ..	Drive sprocket 19T .. .. .	1
30	G2/53 ..	" " distance piece .. .. .	1
31	H120 ..	" " locknut .. .. .	1
32	H121 ..	" " " felt washer .. .. .	1
33	H122 ..	" " " screw .. .. .	1



## GEAR-BOX—Contd. (2)

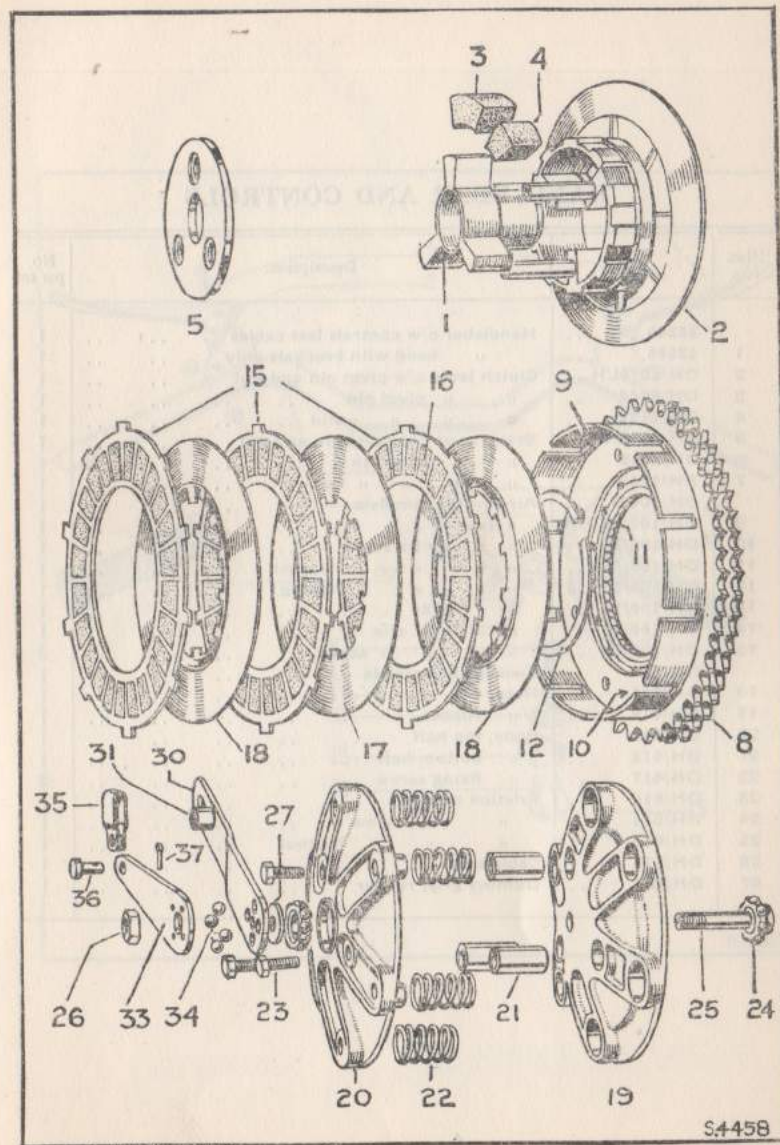
Illus. No.	No. of part.	Description.	No. per set
1	33887A	Foot control cover c/w clutch lever bearing cap and pins	1
2	FC57/312	F/C cover screw, ch.hd. $\frac{1}{4} \times 2\frac{3}{4} \times 20$	2
	FC/57/103	" " " " $\frac{1}{4} \times 1\frac{3}{16} \times 20$	2
	G2/14	" " oil hole screw, ch.hd. $\frac{1}{4} \times \frac{3}{16} \times 24$	1
3	HFC4/35	" ratchet (inner)	1
4	FC1/35/1	" " (outer)	1
5	FC44	" " operating pin	1
7	FC51	" " spring	1
8	FC41/1	" adjuster plate	1
9	FC43	" " " pin	2
10	FC58	" " " bush	2
11	H113	" " " nut	2
12	FC45	" " " spring stop	1
13	FC53	" plate	1
	FC54	" " pin bush	2
14	FC46	" " spring stop	1
16	FC42/1	" stop plate and spring retainer	1
17	FC47/E	" operator shaft with lever	1
	FC6E	" " " bush	1
18	FC30F	" lever	1
19	FC30A	" " pinch bolt	1
20	FC48F	" " (short, inside)	1
21	FC52/1	" " return spring	1
22	NS1	Neutral lever	1
23	NS2	" " spring	1
24	NS3	" " " cap	1
25	NS4	" " " washer	1
26	NS6	" " " eccentric bush	1
27	NS5	" " stop pin	1
28	NS8	" " securing pin	1
29	NS7	Gear indicator	1
30	NS9	" " washer	1



S 3455

# CLUTCH

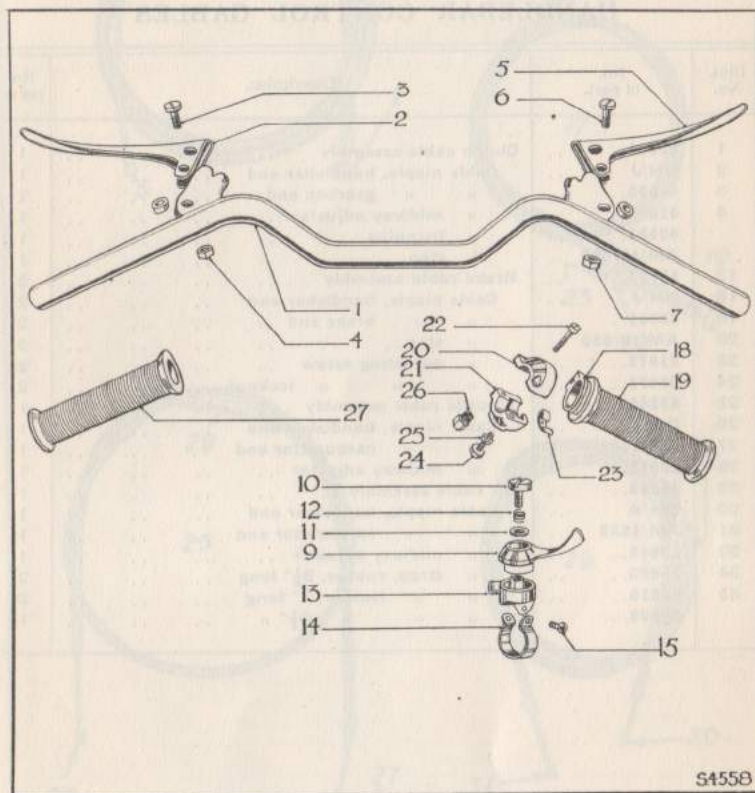
Illus. No.	No. of part.	Description.	No. per set
1	42973..	Clutch assembly .. .. .	1
	42968..	Centre .. .. .	1
2	42980..	" drum & back plate assy. .. .	1
3	G70 ..	" cush rubber, large .. .	3
4	G70A ..	" " " small .. .	3
5	G71 ..	" retaining plate .. .	1
8	27585/G2/K ..	Sprocket 56T, & drum assy. .. .	1
9	H81 ..	" drum .. .	1
	G74A ..	" " rivet .. .	15
10	H82K..	" friction disc .. .	2
	C10 ..	" " " rivet .. .	7
11	G74 ..	" ball cage .. .	2
	G66 ..	" " " rivet .. .	15
	32017..	" race ball .. .	54
12	H72 ..	" circlip .. .	1
15	H89K..	Plate with Klinger inserts .. .	3
16	G67K..	Klinger insert only .. .	72
17	G75 ..	Intermediate plate, flat .. .	1
18	G75A ..	" " " dished .. .	2
19	42975..	Front plate .. .	1
20	42843..	Pressure plate .. .	1
21	42970..	" " tube .. .	3
22	G78 ..	" " spring .. .	6
23	G80 ..	" " screw .. .	3
24	SK/EN10 ..	" " thrust bearing .. .	2
25	42842..	" " " withdrawal pin .. .	1
26	42440..	" " " " " locknut .. .	1
27	8894..	" " " " " washer .. .	1
30	42107..	Torque arm c/w stop .. .	1
31	42115..	" " cable stop only .. .	1
	42971..	" " locating tube (on chaincase stud) .. .	1
33	42105..	Operating lever .. .	1
34	32818..	" " ball .. .	4
35	42108..	" " knuckle .. .	1
36	42109..	" " pin .. .	1
37	28000..	" " split pin .. .	1



S.4458

## HANDLEBAR AND CONTROLS

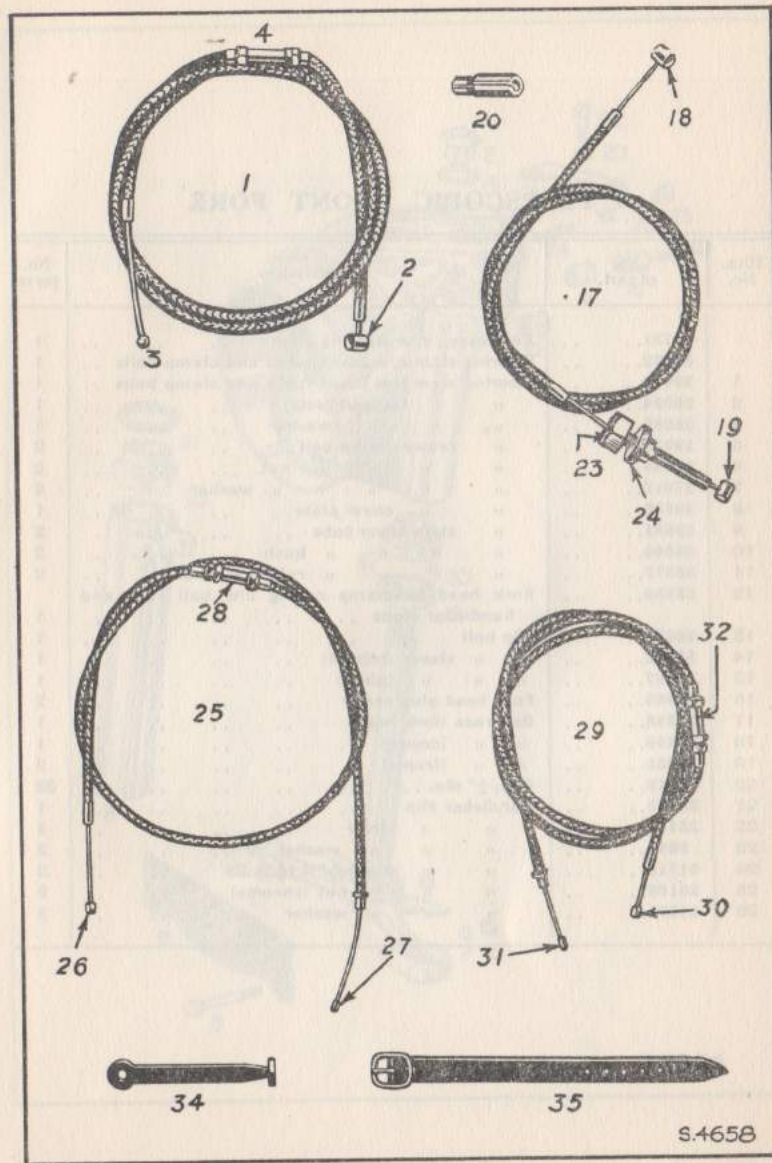
Illus. No.	No. of part.	Description.	No. per set
1	43549 .. ..	Handlebar c/w controls less cables .. ..	1
	43586 .. ..	" " bend with brackets only .. ..	1
2	DH/1070LH ..	Clutch lever c/w pivot pin and nut .. ..	1
3	DH/5066 .. ..	" " " pivot pin .. ..	1
4	DH/1102 .. ..	" " " " " nut .. ..	1
5	DH/4070RH ..	Brake lever c/w pivot pin and nut .. ..	1
6	DH/5066 .. ..	" " " pivot pin .. ..	1
7	DH/1102 .. ..	" " " " " nut .. ..	1
	DH/100/S .. .	Air control complete .. ..	1
9	DH/100/2S/RH	" lever .. ..	1
10	DH/100/3S .. .	" " centre screw .. ..	1
11	DH/100/4S .. .	" " " " " washer .. ..	1
12	DH/100/5S .. .	" " " " " spring .. ..	1
13	DH/100/1S .. .	" " body .. ..	1
14	DH/100/6S .. .	" " " clip .. ..	1
15	DH/100/9S .. .	" " " " " screw .. ..	2
	DH/61 .. ..	Twist grip complete .. ..	1
18	DH/611 .. ..	Rotor .. ..	1
19	DH/619 .. ..	" rubber .. ..	1
20	DH/612 .. ..	Body, top half .. ..	1
21	DH/613 .. ..	" bottom half .. ..	1
22	DH/617 .. ..	" fixing screw .. ..	2
23	DH/616 .. ..	Friction spring .. ..	1
24	DH/614 .. ..	" " " screw .. ..	1
25	DH/615 .. ..	" " " " " locknut .. ..	1
26	DH/618 .. ..	Cable stop .. ..	1
27	DH/U4 .. ..	Dummy grip, rubber .. ..	1



S4558

## HANDLEBAR CONTROL CABLES

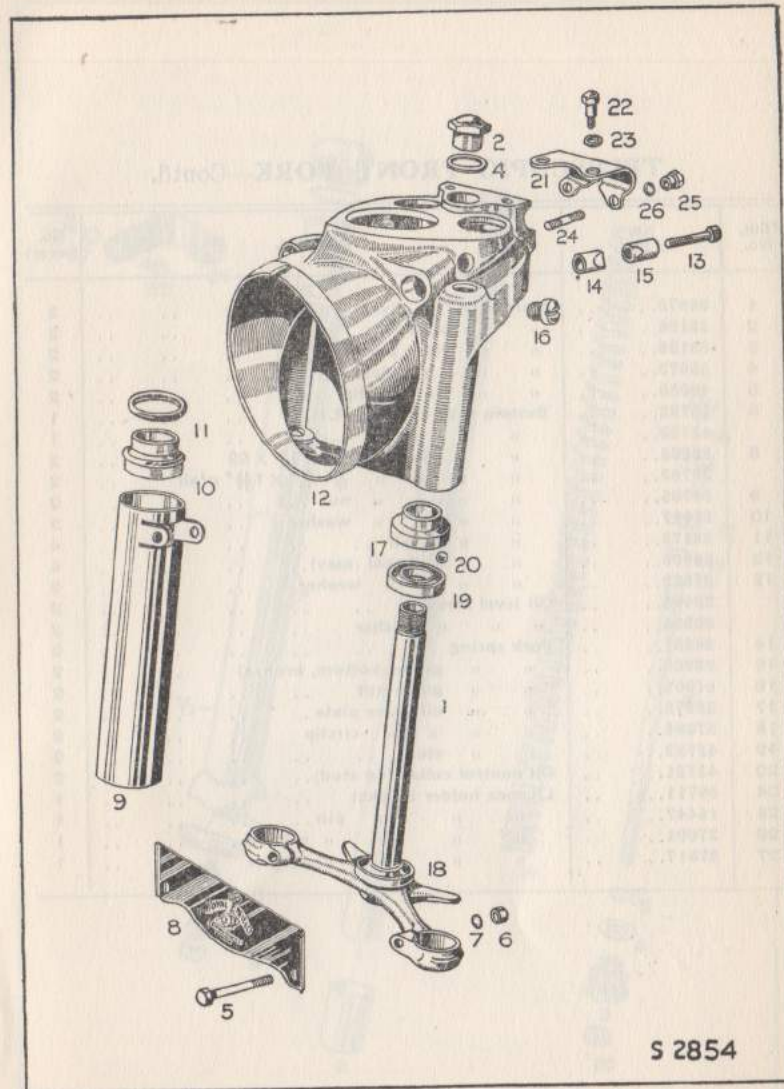
Illus. No.	No. of part.	Description.	No. per set
1	43951..	Clutch cable assembly .. .. .	1
2	DH/J ..	Cable nipple, handlebar end .. .. .	1
3	40595..	" " gearbox end .. .. .	1
4	41086..	" midway adjuster .. .. .	1
	40594..	" trunnion .. .. .	1
	AM/18/680	" stop .. .. .	1
17	43727..	Brake cable assembly .. .. .	2
18	DH/J ..	Cable nipple, handlebar end .. .. .	2
19	38031..	" " brake end .. .. .	2
20	AM/18/680	" stop .. .. .	2
23	21872..	" adjusting screw .. .. .	2
24	26471..	" " " locknut .. .. .	2
25	43545..	Throttle cable assembly .. .. .	1
26	DH/A ..	Cable nipple, handlebar end .. .. .	1
27	AM/1482	" " carburettor end .. .. .	1
28	33613..	" midway adjuster .. .. .	1
29	43546..	Air cable assembly .. .. .	1
30	DH/A ..	Cable nipple, handlebar end .. .. .	1
31	AM/1482	" " carburettor end .. .. .	1
32	33613..	" midway adjuster .. .. .	1
34	35603..	" strap, rubber, 3½" long .. .. .	2
35	29610..	" " " leather, 7" long .. .. .	3
	29609..	" " " 3½" " .. .. .	1



S.465B

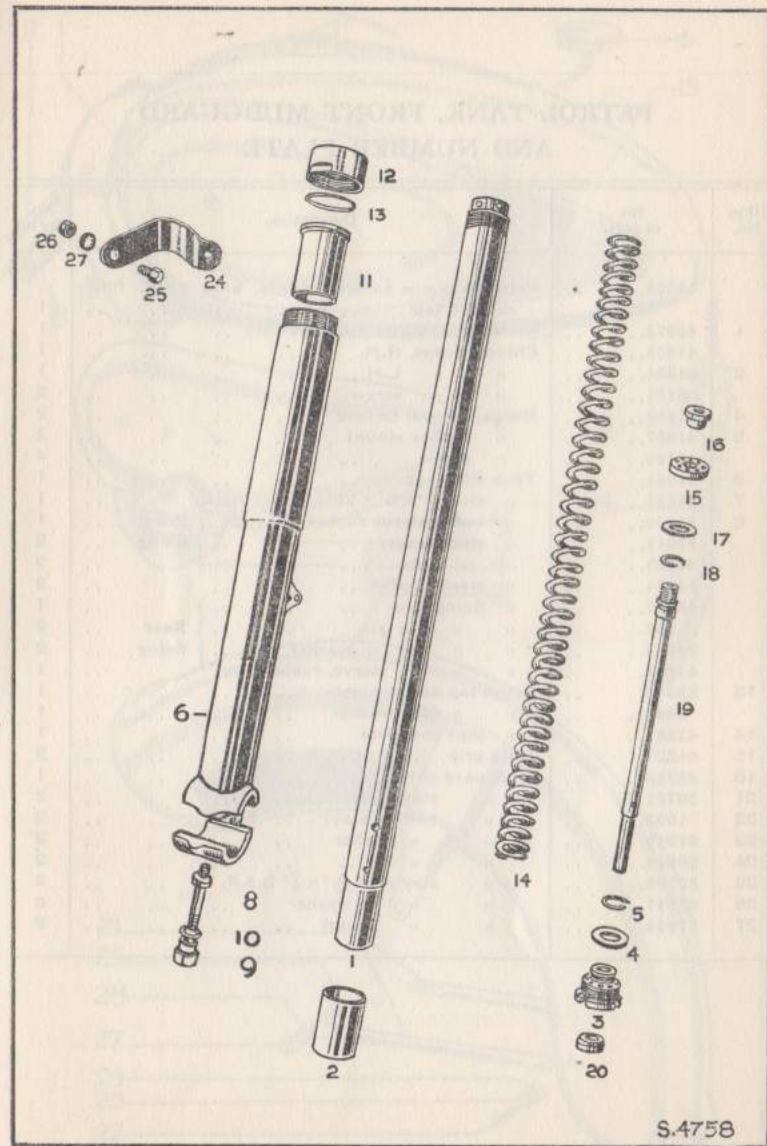
## TELESCOPIC FRONT FORK

Illus. No.	No. of part.	Description.	No. per set
	48731..	Fork assy., c/w steering stem .. .. .	1
	39432..	Steering stem c/w cover tubes and clamp bolts ..	1
1	39433..	Steering stem less cover tubes and clamp bolts ..	1
2	36094..	" " " locknut (solo) .. .. .	1
4	36095..	" " " washer .. .. .	1
5	39038..	" " " crown clamp bolt .. .. .	2
6	27944..	" " " " " nut .. .. .	2
7	27917..	" " " " " washer .. .. .	2
8	39639..	" " " cover plate .. .. .	1
9	38881..	" " " stem cover tube .. .. .	2
10	38844..	" " " " " bush .. .. .	2
11	38877..	" " " " " rubber washer .. .. .	2
12	38889..	Fork head headlamp casing c/w ball race and handlebar studs .. .. .	1
13	38888..	Clip bolt .. .. .	1
14	38886..	" " " sleeve (tapped) .. .. .	1
15	38887..	" " " (plain) .. .. .	1
16	38988..	Fork head plug screw .. .. .	2
17	27248..	Ball race (fork head) .. .. .	1
18	27249..	" " (crown) .. .. .	1
19	34085..	" " (frame) .. .. .	2
20	32018..	Ball, $\frac{1}{4}$ " dia. .. .. .	38
21	38895..	Handlebar clip .. .. .	1
22	35699..	" " " screw .. .. .	2
23	8894..	" " " washer .. .. .	2
24	41713..	" " " stud, $\frac{5}{16}$ " $\times$ $1\frac{1}{4}$ " $\times$ 26 .. .. .	2
25	26168..	" " " nut (chrome) .. .. .	2
26	14691..	" " " washer .. .. .	2



### TELESCOPIC FRONT FORK—Contd.

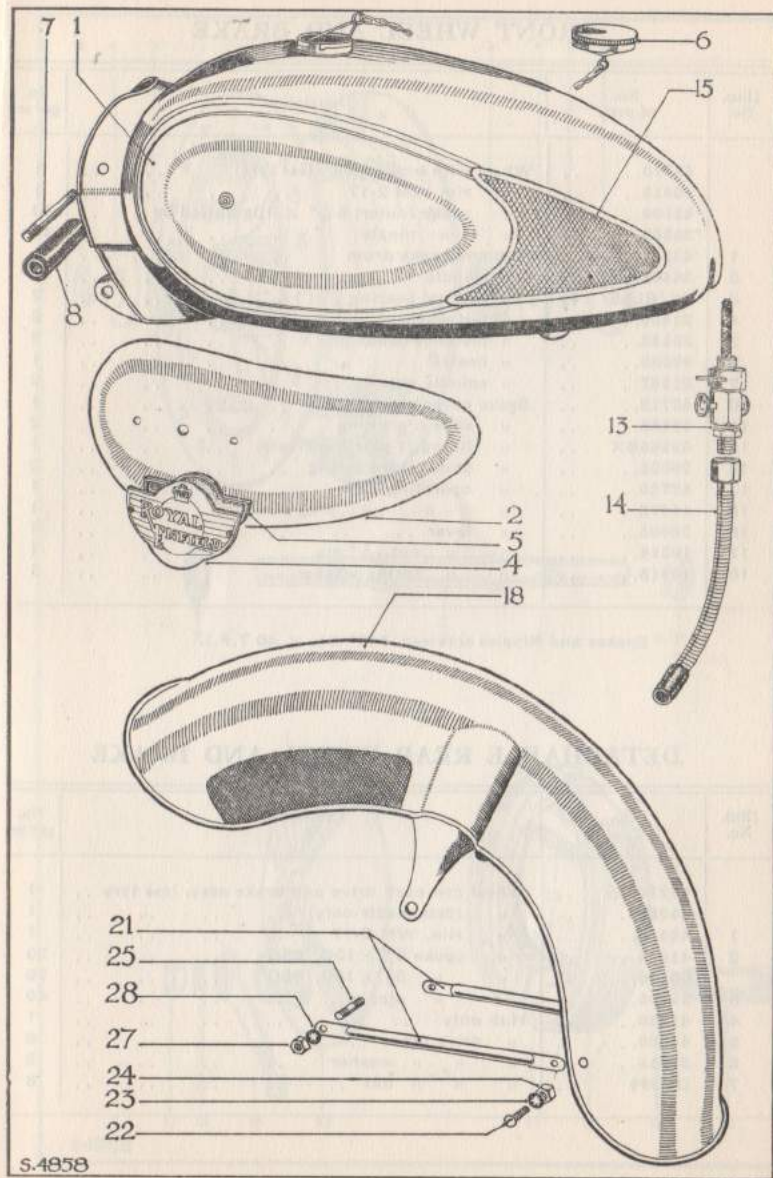
Illus. No.	No. of part.	Description.	No. per set
1	38970..	Main tube (top, fixed)	2
2	38156..	" " bush	2
3	38138..	" " valve port	2
4	38073..	" " " plate	2
5	40058..	" " " circlip	2
6	43733..	Bottom tube and lug, R.H.	1
	43732..	" " " " L.H.	1
8	38063..	" " lug stud $\frac{5}{16} \times \frac{13}{8} \times 22$	2
	39762..	" " " " $\frac{5}{16} \times \frac{7}{16} \times 1 \frac{15}{16}$ o'all	2
9	34705..	" " " " nut	2
10	27917..	" " " " washer	2
11	36176..	" " bush	4
12	38808..	" " oil seal (assy)	4
13	37923..	" " " " washer	2
	32405..	Oil level screw	2
	30394..	" " " " washer	2
14	40857..	Fork spring	2
15	38069..	" " guide (bottom, bronze)	2
16	41004..	" " guide nut	2
17	38072..	" " oil valve plate	2
18	37886..	" " " " circlip	2
19	43722..	" " stud	2
20	43721..	Oil control collar (on stud)	2
24	39711..	Licence holder bracket	1
25	14447..	" " " " pin	1
26	27001..	" " " " nut	1
27	27917..	" " " " washer	1



S.4758

## PETROL TANK, FRONT MUDGUARD AND NUMBER PLATE

Illus. No.	No. of part.	Description.	No. per set
	44054..	Petrol tank c/w panels, badges, knee grips, filler cap and tap .. .. .	1
1	43673..	Petrol tank, with knee grips only .. .. .	1
	41355..	Chrome panel, R.H. .. .. .	1
2	41354..	" " L.H. .. .. .	1
	5171..	" " screw .. .. .	2
4	41352..	Badge, "Royal Enfield" .. .. .	2
5	41307..	" rubber mount .. .. .	2
	42195..	" screw .. .. .	4
6	15941..	Tank filler cap .. .. .	1
7	25336..	" stud, $\frac{3}{8}$ " $\times$ 3" $\times$ 26" .. .. .	1
8	41602..	" buffer sleeve rubber and tube .. .. .	1
	27918..	" stud washer .. .. .	2
	26995..	" " nuts .. .. .	2
	41634..	" steady buffer .. .. .	2
	43617..	" fixing clip .. .. .	1
	253..	" " " pin .. .. .	2
	29058..	" " " " washer .. .. .	2
	41562..	" " " " sleeve, rubber .. .. .	1
13	36583..	Petrol tap and strainer .. .. .	1
	5662..	" " fibre washer .. .. .	1
14	41361..	" pipe complete .. .. .	1
15	41207..	Knee grip .. .. .	1
18	43735..	Mudguard only .. .. .	1
21	39791..	" stay (rear) .. .. .	2
22	1083..	" bolt (to stay) .. .. .	2
23	27916..	" " washer .. .. .	2
24	26998..	" " nut .. .. .	2
25	39792..	" stay stud $\frac{3}{16}$ " $\times$ $\frac{7}{8}$ " B.S.F. .. .. .	4
28	27917..	" " " washer .. .. .	6
27	27944..	" " " nut .. .. .	6



S.4858

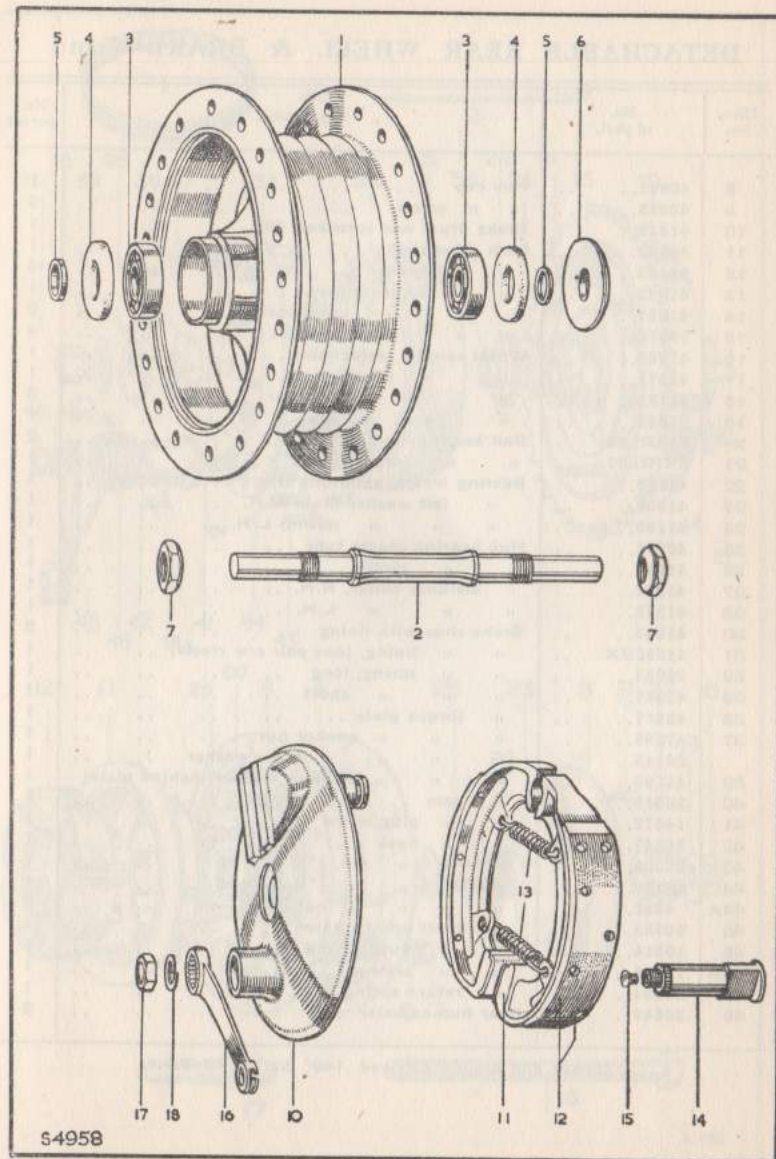
## FRONT WHEEL AND BRAKE

Illus. No.	No. of part.	Description.	No. per set
	43270..	Wheel with brake assy. (less tyre)	1
	40414..	" rim WM 2-17	1
	*43594..	" spoke (outer) $5\frac{5}{16}$ " $\times$ 10g butted 8g	40
	*29206..	" " nipple	40
1	43527..	Hub and brake drum	1
2	36468..	" spindle	1
3	SK/RLS5	" journal bearing $\frac{3}{8}$ " $\times$ $1\frac{9}{16}$ " $\times$ $\frac{7}{16}$ "	2
4	21466..	" felt washer	2
5	30538..	" distance collar	2
6	40982..	" centre	1
7	31347..	" spindle nuts	2
10	43718..	Brake cover plate	1
11	43263..	" shoe c/w lining	2
12	43264BX	" lining (1 pair c/w rivets)	1
13	26033..	" shoe return spring	2
14	43720..	" operating cam	1
15	14472..	" " " plug screw	1
16	38905..	" lever	1
17	10314..	" " nut, $\frac{7}{16}$ " dia.	1
18	14613..	" " spring washer	1

\* Spokes and Nipples screwed .140" dia.  $\times$  40 T.P.I.

## DETACHABLE REAR WHEEL AND BRAKE

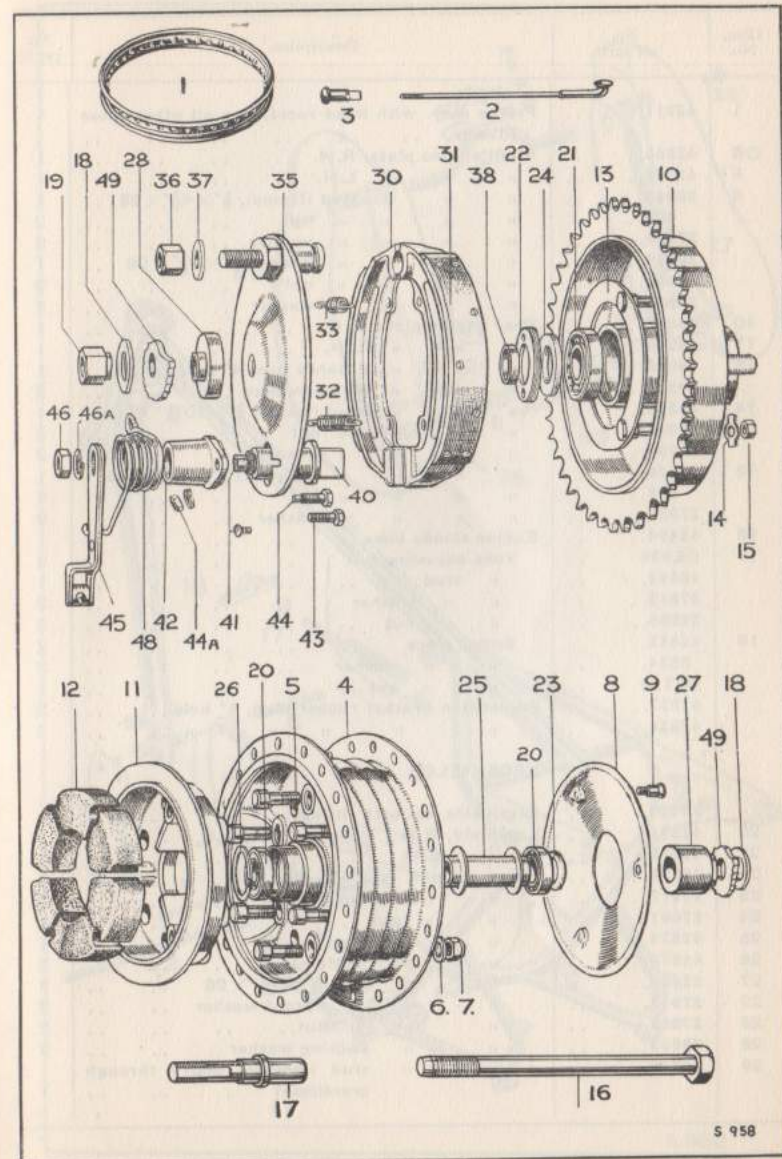
Illus. No.	No. of part.	Description.	No. per set
	43271..	Wheel c/w cush drive and brake assy. less tyre	1
	44055..	" (detachable only)	1
1	40414..	" rim, WM 2-17	1
2	41043..	" spoke $5\frac{3}{8}$ " $\times$ 10G. B8G	20
	40416..	" " $5\frac{3}{8}$ " $\times$ 10G. B8G	20
3	29206..	" " nipple	40
4	41090..	Hub only	1
5	41000..	" drive pin	6
6	27918..	" " washer	6
7	DE394	" " nut	6



# DETACHABLE REAR WHEEL & BRAKE—Contd.

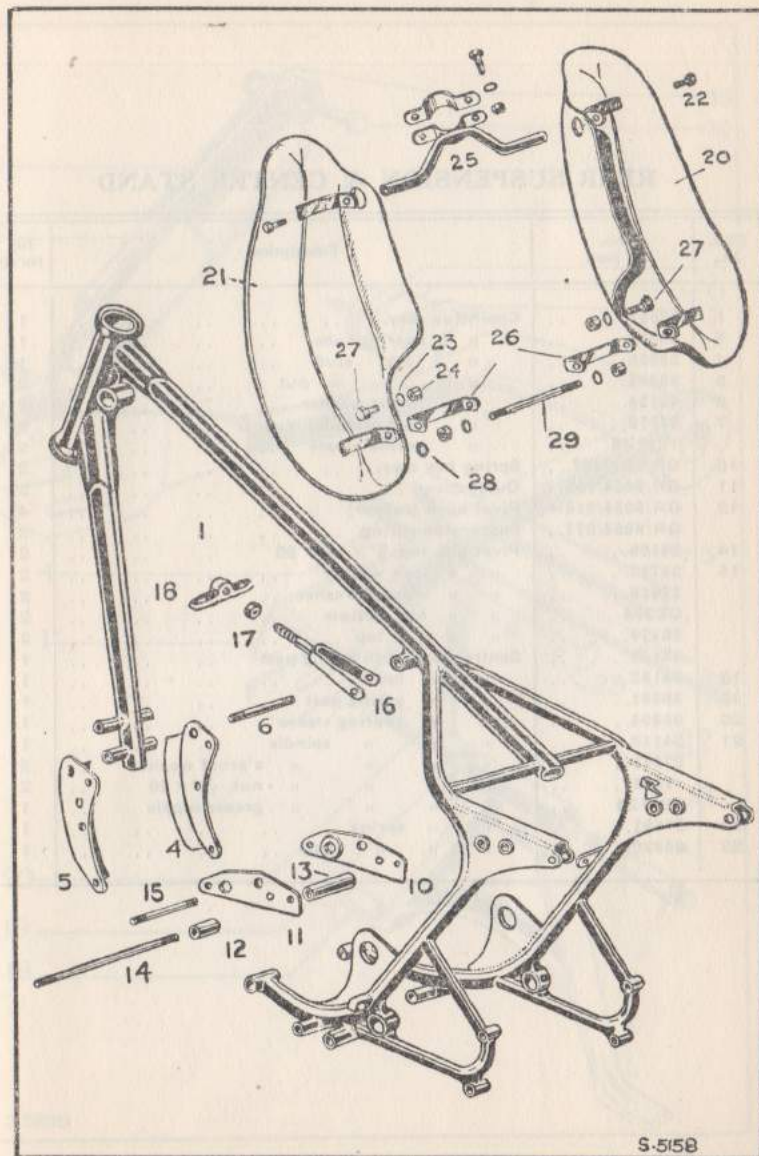
Illus. No.	No. of part.	Description.	No. per set
8	40981..	Hub cap .. .. .	1
9	40983..	" " screw .. .. .	3
10	41233..	Brake drum and sprocket, 46T .. .. .	1
11	40967..	Cush drive shell .. .. .	1
12	26193..	" " rubber .. .. .	6
13	41003..	" " lockring assy. .. .. .	1
14	41001..	" " stud washer .. .. .	3
15	19870..	" " nut .. .. .	3
16	41369..	Wheel spindle (detachable).. .. .	1
17	41371..	" " (fixed) .. .. .	1
18	41185..	" " washer .. .. .	2
19	28832..	" " nut .. .. .	1
20	SK/RLS5	Ball bearing (hub) $\frac{3}{8} \times 1 \frac{9}{16} \times \frac{7}{16}$ .. .. .	2
21	SK/RLS7	" (drum) $\frac{3}{8} \times 2 \times \frac{7}{16}$ .. .. .	1
22	41108..	Bearing (drum) retaining ring .. .. .	1
23	41006..	" felt washer (hub) R.H. .. .. .	1
24	41106..	" " (drum) L.H. .. .. .	1
25	40995..	Hub bearing spacer tube .. .. .	1
26	41032..	" " circlip .. .. .	1
27	41372..	" distance collar, R.H. .. .. .	1
28	41373..	" " L.H. .. .. .	2
30	41343..	Brake shoe with lining .. .. .	1
31	41285BX	" " lining, (one pair c/w rivets) .. .. .	1
32	26033..	" " spring, long .. .. .	1
33	42267..	" " short .. .. .	1
36	43317..	" torque plate .. .. .	1
37	7598..	" " anchor nut .. .. .	1
	20112..	" " washer .. .. .	1
38	41105..	" " distance washer (behind plate) .. .. .	1
40	26346..	" cam .. .. .	1
41	14472..	" " plug screw .. .. .	1
42	26347..	" " bush .. .. .	1
43	26309..	" " pin, $\frac{1}{4} \times \frac{9}{16} \times 26$ .. .. .	1
44	35140..	" " " $\frac{1}{4} \times \frac{13}{16} \times 26$ .. .. .	1
44A	4395..	" " nut .. .. .	2
45	40553..	" lever and trunnion .. .. .	1
46	10314..	" " nut, $\frac{7}{16}$ dia. .. .. .	1
46A	14613..	" " washer .. .. .	1
48	36904..	" return spring .. .. .	1
49	36649..	Rear hub adjuster .. .. .	2

\*Spokes and nipples screwed .140" dia.  $\times$  40 T.P.I.



# FRAME ASSEMBLY & LEGSHIELDS

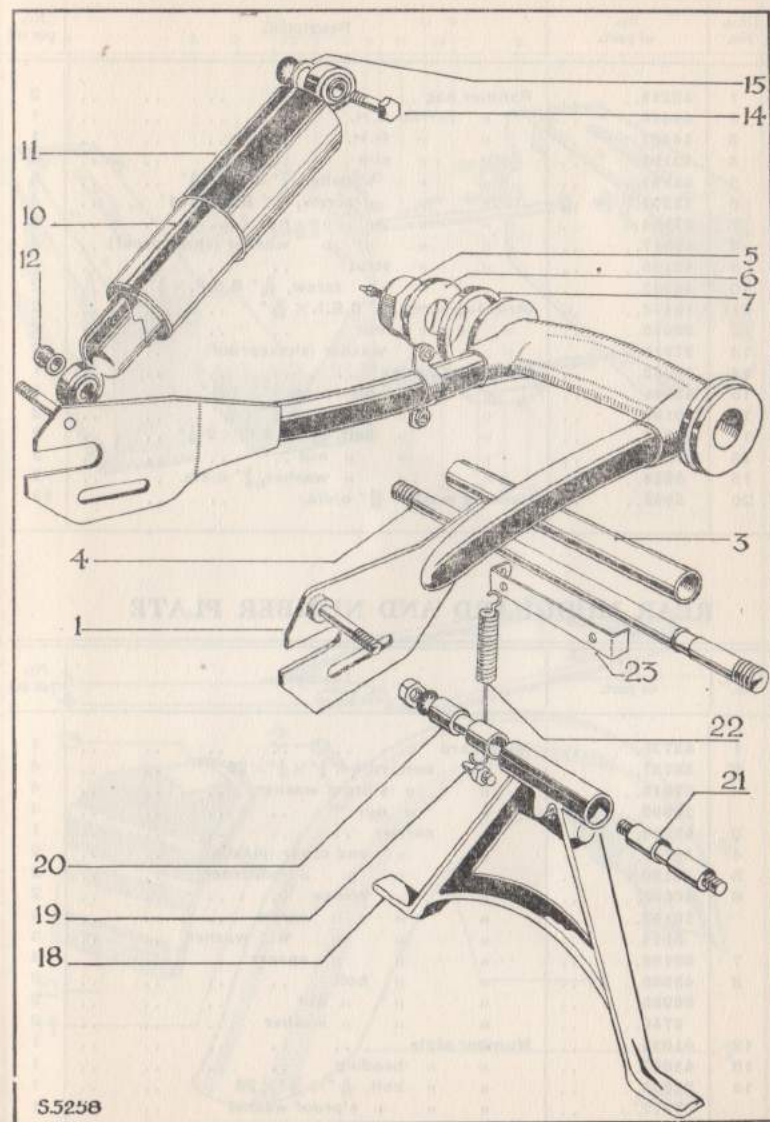
Illus. No.	No. of part.	Description.	No. per set
1	43211..	Frame assy. with head races, less all other loose fittings .. .. .	1
4	42565..	Front engine plate, R.H. .. .. .	1
5	42566..	" " " " L.H. .. .. .	1
6	20946..	" " " " stud (frame), $\frac{1}{2} \times 4\frac{1}{8} \times 26$ .. .. .	1
	402..	" " " " nut .. .. .	2
	27920..	" " " " washer .. .. .	2
	35746..	" " " " (frame) $\frac{3}{8} \times 4\frac{3}{8} \times 26$ .. .. .	1
	26995..	" " " " nut .. .. .	2
	27918..	" " " " washer .. .. .	2
10	44207..	Rear engine plate, R.H. .. .. .	1
11	44206..	" " " " L.H. .. .. .	1
13	34099..	" " " " distance tube 4" long centre .. .. .	1
	44251..	" " " " distance piece .. .. .	2
14	36819..	" " " " stud (frame) $\frac{3}{8} \times 10\frac{11}{16} \times 26$ .. .. .	1
	26995..	" " " " nut .. .. .	2
	6740..	" " " " washer .. .. .	2
15	14176..	" " " " (gearbox) $\frac{1}{2} \times 5\frac{3}{16} \times 26$ .. .. .	1
	402..	" " " " nut .. .. .	2
	27920..	" " " " washer .. .. .	2
16	43494..	Engine steady yoke .. .. .	1
17	DE394..	Yoke adjusting nut .. .. .	2
	40642..	" " stud .. .. .	1
	27918..	" " washer .. .. .	2
	26995..	" " nut .. .. .	2
18	42412..	Bridge piece .. .. .	2
	8634..	" " washer .. .. .	2
	DE712..	" " nut .. .. .	1
	41937..	Suspension bracket rubber plug, $\frac{1}{2}$ " hole .. .. .	2
	42834..	" " " " $\frac{5}{16}$ " " .. .. .	2
<b>LEGSHIELDS</b>			
	ST201..	Legshields, set with fittings .. .. .	1
20	41871..	Legshield, R.H. .. .. .	1
21	41872..	" " L.H. .. .. .	1
22	36174..	" " pin, $\frac{5}{16} \times \frac{1}{2} \times 26$ .. .. .	4
23	27917..	" " s'proof washer .. .. .	4
24	27001..	" " nut .. .. .	2
25	41874..	" " bracket (top) .. .. .	1
26	41873..	" " (bottom) .. .. .	2
27	22655..	" " pin, $\frac{5}{16} \times \frac{11}{16} \times 26$ .. .. .	2
22	27917..	" " s'proof washer .. .. .	2
23	27001..	" " nut .. .. .	2
28	23659..	" " packing washer .. .. .	2
29	16316..	" " stud (replaces 36079 through crankcase) .. .. .	1



S-558

## REAR SUSPENSION & CENTRE STAND

Illus. No.	No. of part.	Description.	No. per set
1	42568..	Chainstay assy. . . . .	1
3	38854..	" bearing tube . . . . .	1
4	38855..	" " stud . . . . .	1
5	38894..	" " " nut . . . . .	2
6	42124..	" thrust washer . . . . .	2
7	37770..	" dust excluder, rubber . . . . .	2
	TC/PZ6	" grease nipple . . . . .	2
10	GR/SB3/227..	Spring box assy. . . . .	2
11	GR/9054/152..	Outer cover . . . . .	2
12	GR/9054/316H	Pivot bush (rubber) . . . . .	4
	GR/9054/277..	Suspension spring . . . . .	2
14	34103..	Pivot pin, top, $\frac{3}{8} \times 1\frac{1}{2} \times 20$ . . . . .	2
15	33783..	" " lock washer . . . . .	2
	27918..	" " s'proof washer . . . . .	2
	DE394	" " nut, bottom . . . . .	2
	26374..	" " top . . . . .	2
	38151..	Centre stand with spring post . . . . .	1
18	38152..	" " only . . . . .	1
19	36861..	" " spring post . . . . .	1
20	33824..	" " bearing sleeve . . . . .	1
21	34113..	" " spindle . . . . .	1
	27919..	" " " s'proof washer . . . . .	2
	1898..	" " " nut, $\frac{7}{16} \times 26$ . . . . .	2
	TC/PZ6	" " " grease nipple . . . . .	1
22	37881..	" " spring . . . . .	1
23	34920..	" " " strap . . . . .	1



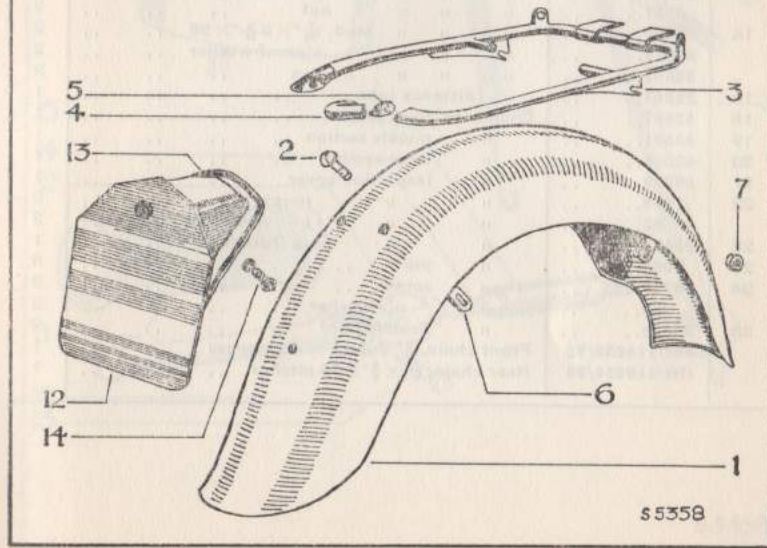
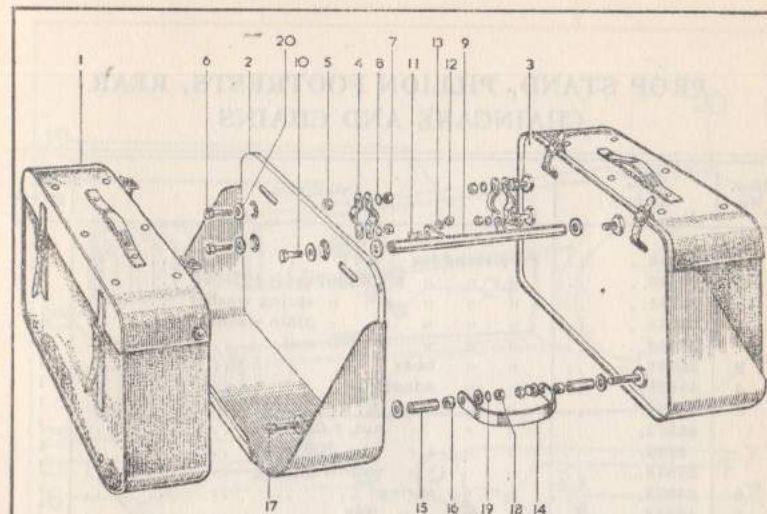
S.5258

## PANNIERS

Illus. No.	No. of part.	Description.	No. per set
1	42218..	Pannier bag .. .. .	2
2	44466..	" carrier L.H. .. .. .	1
3	44467..	" " R.H. .. .. .	1
4	42196..	" " clip .. .. .	4
5	23941..	" " collar, $\frac{7}{8}$ " dia. $\times$ $\frac{1}{4}$ " .. .. .	4
6	42202..	" " screw, $\frac{5}{16}$ " B.S.F. $\times$ 1" .. .. .	4
7	27944..	" " " nut .. .. .	4
8	27917..	" " " washer (shakeproof) .. .. .	4
9	42199..	" " strut .. .. .	1
10	42203..	" " " screw, $\frac{5}{16}$ " B.S.F. $\times$ $\frac{3}{8}$ " .. .. .	2
11	18446..	Strut lug screw, $\frac{1}{4}$ " C.E.I. $\times$ $\frac{3}{16}$ " .. .. .	2
12	26998..	" " " nut .. .. .	2
13	27916..	" " " washer (shakeproof) .. .. .	2
14	40053..	Mudguard bridge .. .. .	1
15	42201..	" " dist. piece $\frac{5}{8}$ " $\times$ $1\frac{13}{16}$ " .. .. .	2
16	20199..	" " " " $\frac{3}{8}$ " $\times$ $\frac{3}{8}$ " .. .. .	2
17	42204..	" " bolt, $\frac{5}{16}$ " B.S.F. $\times$ $2\frac{11}{16}$ " .. .. .	2
18	27944..	" " " nut .. .. .	2
19	8634..	" " " washer, $\frac{5}{8}$ " o/dia. .. .. .	2
20	5965..	Packing washer $\frac{15}{16}$ " o/dia. .. .. .	12

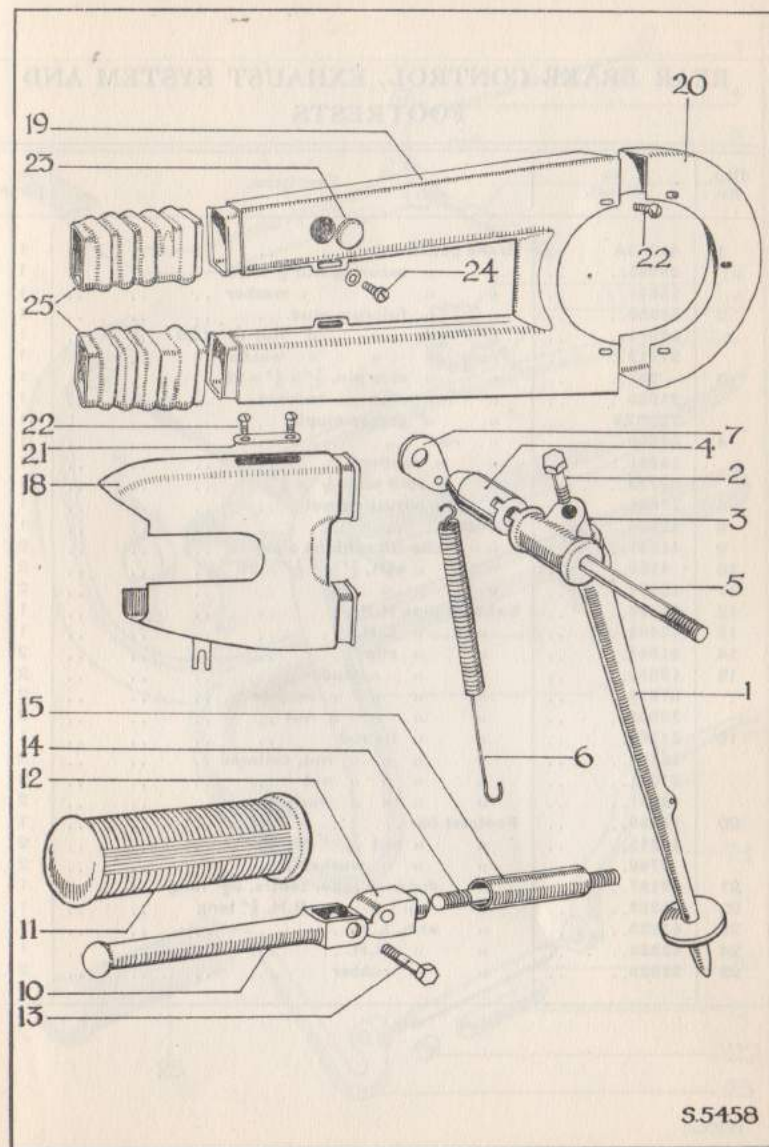
## REAR MUDGUARD AND NUMBER PLATE

Illus. No.	No. of part.	Description.	No. per set
1	43736..	Mudguard .. .. .	1
2	38767..	" bolt, rd/hd. $\frac{1}{4}$ " $\times$ $\frac{1}{4}$ " $\times$ 26 .. .. .	4
27916..	..	" " s'proof washer .. .. .	4
26998..	..	" " nut .. .. .	4
3	43243..	" carrier .. .. .	1
4	39767..	" " end cover (plastic) .. .. .	2
5	41196..	" " " stiffener .. .. .	2
6	40053..	" " bridge .. .. .	2
10142..	..	" " " screw .. .. .	4
8634..	..	" " " washer .. .. .	4
7	20199..	" " " spacer .. .. .	4
8	43269..	" " bolt .. .. .	2
26995..	..	" " " nut .. .. .	2
6740..	..	" " " washer .. .. .	2
12	41039..	Number plate .. .. .	1
13	41087..	" " beading .. .. .	1
14	22655..	" " bolt, $\frac{5}{16}$ " $\times$ $\frac{11}{16}$ " $\times$ 26 .. .. .	1
27917..	..	" " " s'proof washer .. .. .	1



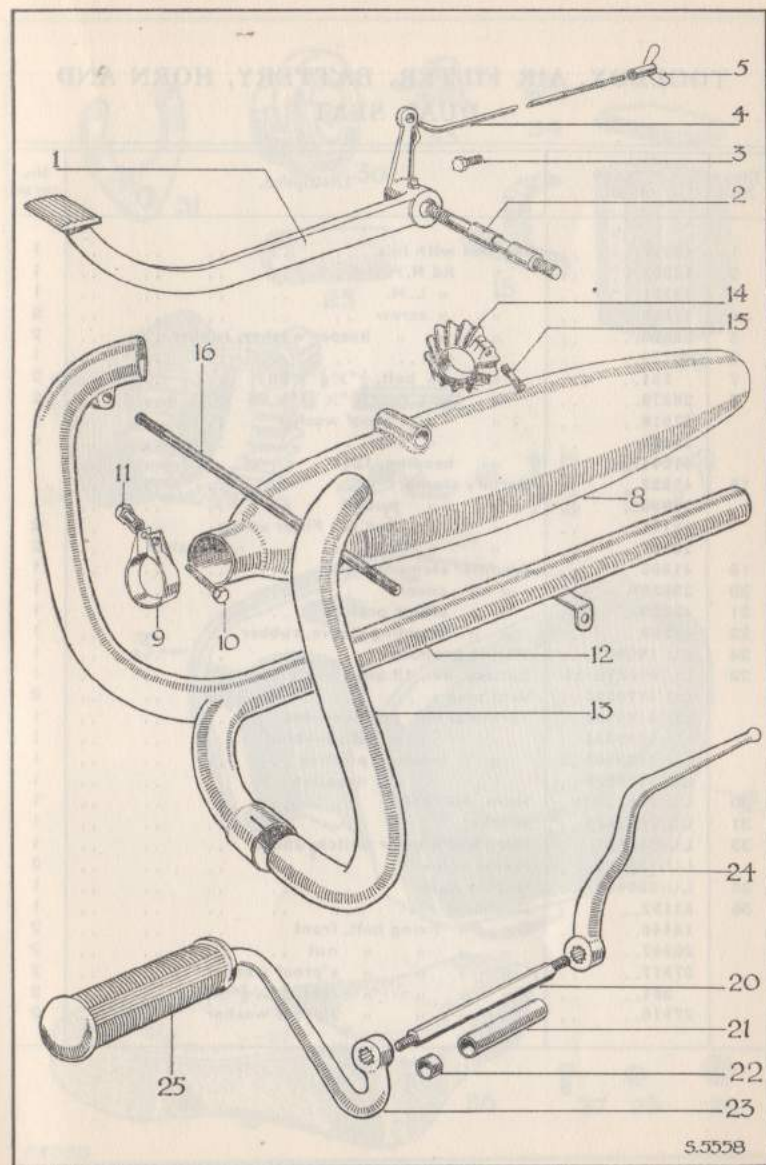
## PROP STAND, PILLION FOOTRESTS, REAR CHAINCASE AND CHAINS

Illus. No.	No. of part.	Description.	No. per set
1	37188..	Prop stand leg .. .. .	1
2	38790..	" " " pivot pin, $\frac{7}{16} \times 1\frac{5}{8} \times 26$ .. .. .	1
	38791..	" " " " " spring washer .. .. .	1
	13253..	" " " " " plain washer .. .. .	1
	37258..	" " " " " nut .. .. .	1
3	38789..	" " " body .. .. .	1
4	41628..	" " " adaptor .. .. .	1
5	11994..	" " " stud, $\frac{7}{16} \times 4\frac{3}{8} \times 26$ .. .. .	1
	36372..	" " " " nut, 1.011 hex. .. .. .	1
	1898..	" " " " .709 hex. .. .. .	1
	27919..	" " " " washer .. .. .	1
6	34908..	" " " spring .. .. .	1
7	44289..	" " " tag .. .. .	1
10	41526..	Pillion footrest .. .. .	2
11	26324..	" " " rubber .. .. .	2
12	41523..	P/rest pivot block .. .. .	2
13	41499..	" " " " pin, $\frac{5}{16} \times 1\frac{3}{16} \times 26$ .. .. .	2
	3257..	" " " " " nut .. .. .	2
14	9490..	" " " " stud, $\frac{7}{16} \times 3\frac{9}{16} \times 26$ .. .. .	2
	27919..	" " " " " s'proof washer .. .. .	2
	30807..	" " " " " nut .. .. .	2
15	39845..	" " " distance tube .. .. .	1
18	43507..	Chaincase, fixed section .. .. .	1
19	43501..	" " " middle section .. .. .	1
20	43506..	" " " loose section .. .. .	1
21	39290..	" " " inspection cover .. .. .	1
22	1083..	" " " " " pin .. .. .	2
	82..	" " " " " washer .. .. .	2
23	35437..	" " " " " plug (rubber) .. .. .	1
22	1083..	" " " " " pin .. .. .	5
24	6716..	" " " " " screw .. .. .	2
	82..	" " " " " washer .. .. .	2
25	38804..	" " " " " flexible joint .. .. .	2
	RN/114038/92	Front chain, $\frac{3}{8}$ " duplex $\times$ 92 pitches .. .. .	1
	RN/110056/99	Rear chain, $\frac{3}{8}$ " $\times$ $\frac{3}{8}$ " $\times$ 99 pitches .. .. .	1



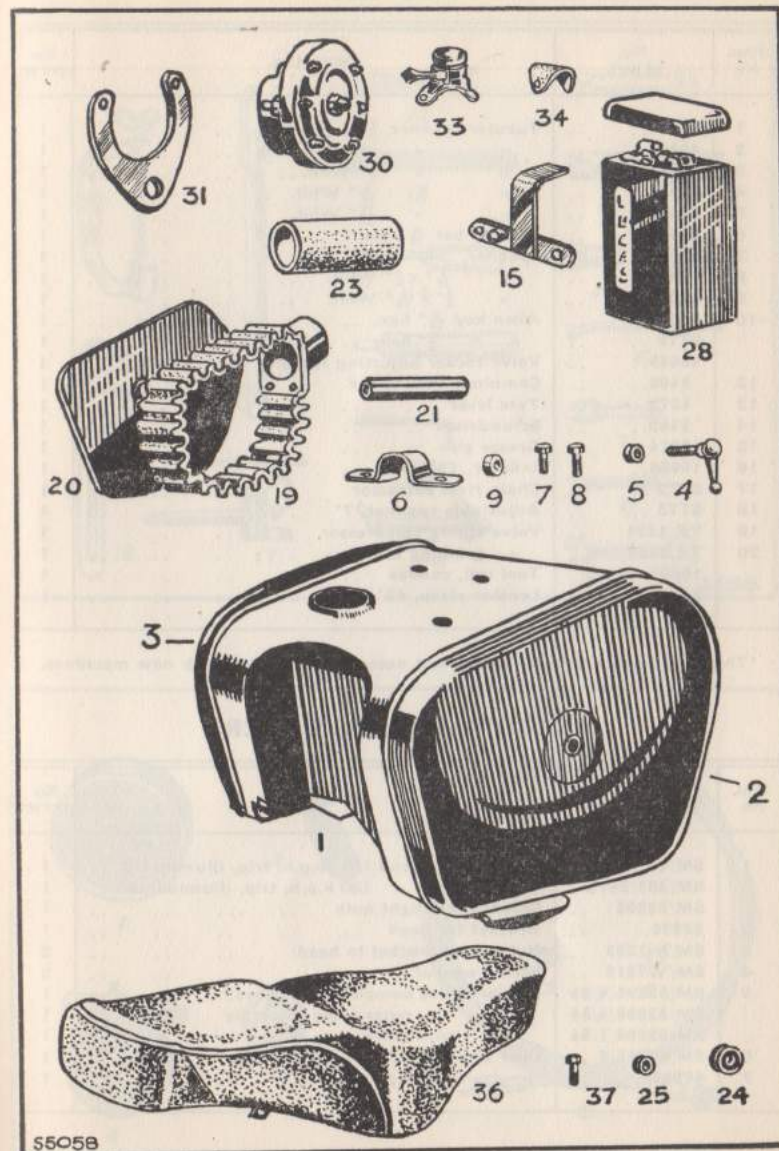
## REAR BRAKE CONTROL, EXHAUST SYSTEM AND FOOTRESTS

Illus. No.	No. of part.	Description.	No. per set
1	41953A	Brake pedal	1
	26995..	" " securing nut $\frac{3}{8}$ " $\times$ 26	1
	15641..	" " washer	1
2	40339..	" " fulcrum stud	1
	10314..	" " " " nut $\frac{7}{16}$ " $\times$ 26	1
	27919..	" " " " washer	1
3	252..	" " stop pin, $\frac{1}{4}$ " $\times$ $\frac{3}{4}$ " $\times$ 26	1
	27000..	" " " " locknut	1
	TC/PZ6	" " grease nipple	1
4	38600..	" " rod	1
	14691..	" " washer	1
	30779..	" " split pin, $\frac{1}{16}$ " $\times$ $\frac{3}{4}$ "	1
	17691..	" " adjusting nut	1
8	42935..	Silencer	1
9	41341..	" " clip (to exhaust pipe)	2
10	4860..	" " bolt, $\frac{1}{4}$ " $\times$ 1 $\frac{1}{16}$ " $\times$ 26	2
11	12881..	" " nut	2
12	44196..	Exhaust pipe R. H.	1
13	43463..	" " L. H.	1
14	41044..	" " clip	2
15	19555..	" " " " stud	2
	27916..	" " " " washer	2
	26998..	" " " " nut	2
16	41363..	" " " " tie rod	1
	26168..	" " " " " " nut, collared	2
	27001..	" " " " " " nut	2
	14691..	" " " " " " washer	2
20	18499..	Footrest bar	1
	10315..	" " " " nut $\frac{7}{16}$ " $\times$ 26	2
	6740..	" " " " washer	2
21	39197..	" " " " distance tube, centre, 3 $\frac{1}{4}$ " long	1
22	24238..	" " " " " " R. H. $\frac{1}{2}$ " long	1
23	43233..	" " " " arm, L. H.	1
24	43232..	" " " " " " R. H.	1
25	25838..	" " " " rubber	2



## TOOLBOX, AIR FILTER, BATTERY, HORN AND DUAL SEAT

Illus. No.	No. of part.	Description.	No. per set
1	43216..	Toolbox with lids .. .. .	1
2	43292..	" lid R.H. .. .. .	1
3	43751..	" " L.H. .. .. .	1
4	41860..	" " screw .. .. .	2
5	38803..	" " keeper washer, rubber .. .. .	2
6	43774..	" clip .. .. .	1
7	251..	" bolt, $\frac{1}{4} \times \frac{1}{2} \times 26$ .. .. .	2
8	26379..	" bolt, rear, $\frac{1}{4} \times \frac{13}{16} \times 26$ .. .. .	2
	27916..	" " s'proof washer .. .. .	4
	26998..	" " nut .. .. .	4
	41244..	" beading, 15 $\frac{1}{2}$ " .. .. .	1
15	43222..	Battery clamp .. .. .	1
	26998..	" " nut $\frac{1}{2}$ " .. .. .	1
	13141..	" " and Air Filter screw .. .. .	2
	18529..	" " " " washer .. .. .	2
19	41805..	Air filter element .. .. .	1
20	39825A	" " cover .. .. .	1
21	43320..	" " clamp post .. .. .	1
23	43280..	" " coupling sleeve, rubber .. .. .	1
24	LU/199007	Wiring grommet .. .. .	1
28	LU/PUZ7E-11	Battery, 6v., 12 amp. hr. (dry) .. .. .	1
	LU/4179506	Vent plug .. .. .	3
	LU/4189333	Terminal nut, positive—red .. .. .	1
	LU/4189334	" " negative—blue .. .. .	1
	LU/4188697	" washer, positive .. .. .	1
	LU/4188698	" " negative .. .. .	1
30	LU/70142B	Horn, HF1849 .. .. .	1
31	LU/703185	Bracket .. .. .	1
33	LU/31563D	Horn and Dipper switch, 25SA .. .. .	1
	LU/136291	Fixing screw .. .. .	2
34	LU/380459	Rubber base .. .. .	1
36	41192..	Dual seat .. .. .	1
	14446..	" " fixing bolt, front .. .. .	2
	26997..	" " " " nut .. .. .	2
	27917..	" " " " s'proof washer .. .. .	2
	251..	" " " " rear, $\frac{1}{4} \times \frac{1}{2} \times 26$ .. .. .	2
	27916..	" " " " s'proof washer .. .. .	2




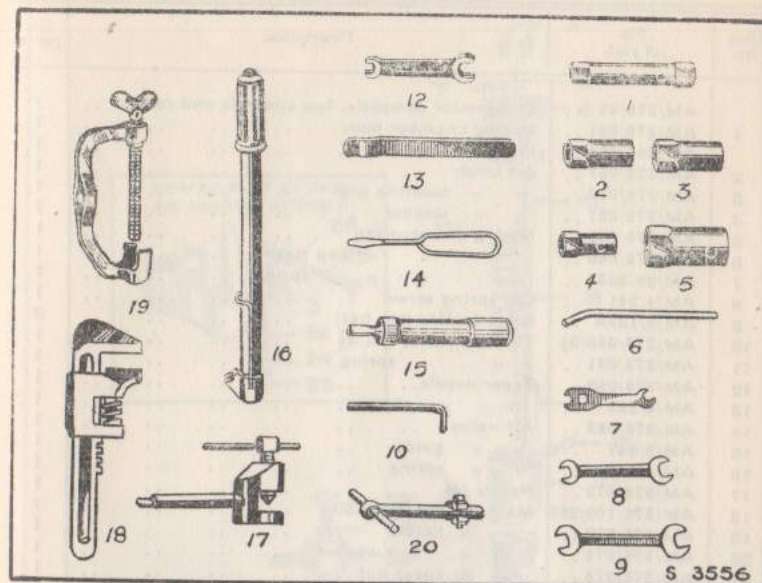
## TOOL KIT\*

Illus. No.	No. of part.	Description.	No. per set
1	35634..	Tubular spanner, $\frac{1}{4} \times \frac{5}{16}$ " Whit.	1
2	40897..	" " sparking plug	1
3	24095..	" " $\frac{1}{2}$ " Whit.	1
4	35635..	" " $\frac{9}{16}$ " Whit.	1
5	24094..	" " $\frac{11}{16}$ " Whit.	1
6	29042..	Tommy bar $\frac{5}{16}$ " dia.	1
7	24092..	Spanner, .343" X .380" Hex.	1
8	27896..	" $\frac{3}{16} \times \frac{1}{4}$ " Whit.	1
9	29044..	" $\frac{1}{4} \times \frac{5}{16}$ " Whit.	1
10	ST78 ..	Allen key $\frac{5}{16}$ " hex.	1
	ST79 ..	" " $\frac{1}{2}$ " hex.	1
	43449 ..	Valve rocker adjusting spanner	1
12	8406 ..	Combination spanner	1
13	4272 ..	Tyre lever	1
14	3482 ..	Screwdriver	1
15	16014 ..	Grease gun	1
16	16026 ..	Inflator, 12 $\frac{1}{4}$ "	1
17	ST72 ..	Chain rivet extractor	1
18	ST73 ..	Adjustable spanner, 7"	1
19	TE/1124	Valve spring compressor	1
20	TE/1167	" grinding tool	1
	16007..	Tool roll, canvas	1
	ST71 ..	Leather strap, 42" X 1"	1

\*These tools are available but are not necessarily supplied with new machines.

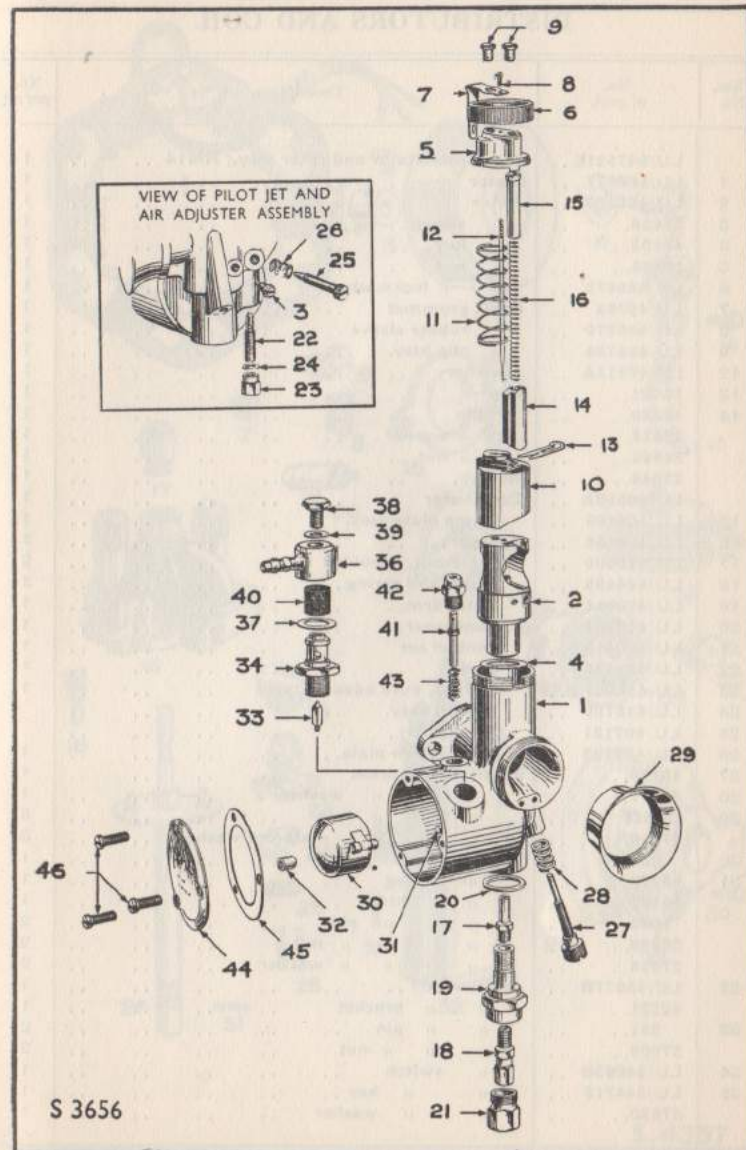
## SMITH'S SPEEDOMETER

Illus. No.	No. of part.	Description.	No. per set
1	SM/467/243L	Speedometer head 120 m.p.h. trip, illuminated	1
	SM/467/247L	" " 180 k.p.h. trip, illuminated	1
	SM/53205	Speedometer light bulb	1
2	38896 ..	Bracket for head	1
3	SM/N/1253	Nut (fixing bracket to head)	2
4	SM/W7216	Spring washer	2
5	SM/53395/4/54	Flexible drive complete, 54 inches.	1
	SM/53398/4/54	" " outer cable assembly	1
	SM/52108/1/54	" " inner " "	1
6	SM/52283/6 ..	Gear box (self-contained) complete	1
7	40989 ..	" " spacing collar	1



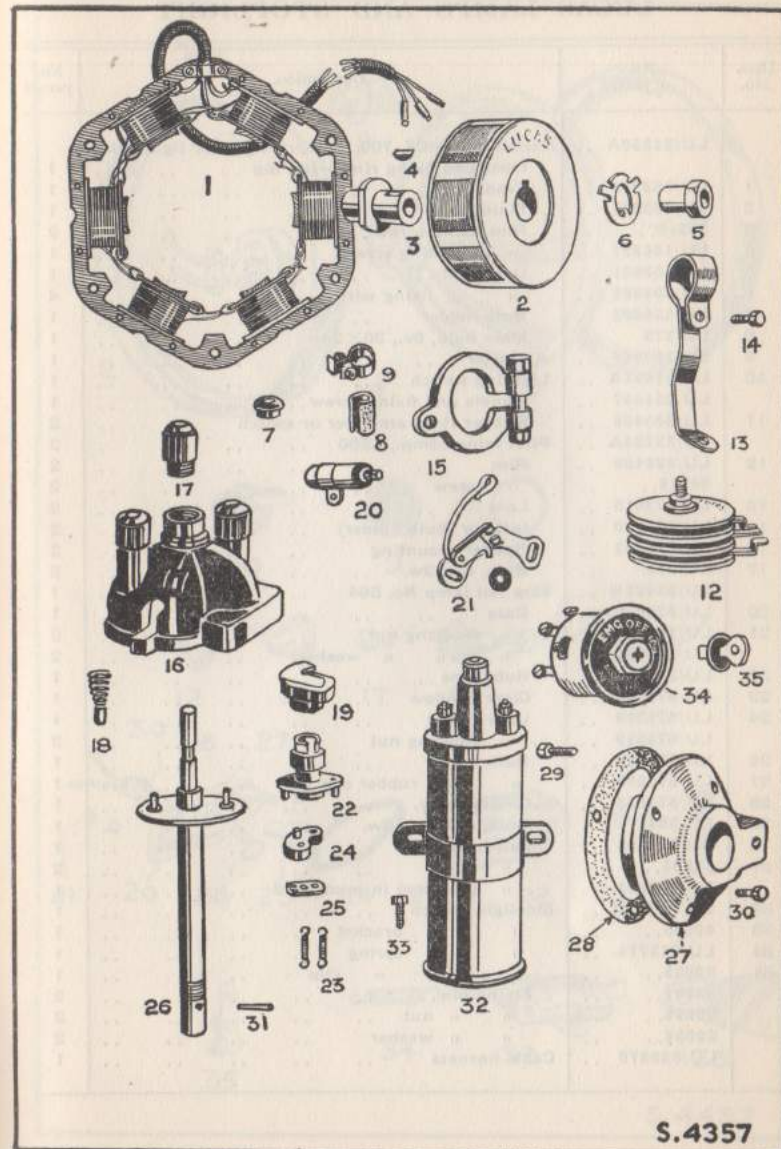
# AMAL "MONOBLOC" CARBURETTOR

Illus. No.	No. of part.	Description.	No. per set
1	AM/376/92 ..	Carburettor complete, less controls and cables ..	1
	AM/376/001 ..	Mixing chamber body .. .. .	1
	AM/244/765 ..	Flange sealing ring .. .. .	1
2	AM/376/057 ..	Jet block .. .. .	1
3	AM/376/070 ..	" " locating peg .. .. .	1
4	AM/376/067 ..	" " washer .. .. .	1
5	AM/376/099 ..	Mixing chamber top .. .. .	1
6	AM/376/065 ..	" " " cap ring .. .. .	1
7	AM/29/308 ..	" " " spring .. .. .	1
8	AM/4/241 ..	Cap spring screw .. .. .	1
9	AM/8/132A ..	Cable ferrule (top hat) .. .. .	2
10	AM/376/060/8½	Throttle valve, No. 3½ .. .. .	1
11	AM/376/061 ..	" " spring .. .. .	1
12	AM/376/063 ..	Taper needle .. .. .	1
13	AM/4/230 ..	" " clip .. .. .	1
14	AM/376/062 ..	Air valve .. .. .	1
15	AM/8/047 ..	" " guide .. .. .	1
16	AM/4/046 ..	" " spring .. .. .	1
17	AM/376/072 ..	Needle jet .. .. .	1
18	AM/376/100/250	Main jet, Std. No. 250 .. .. .	1
19	AM/376/073 ..	" " holder .. .. .	1
20	AM/376/074 ..	" " " washer .. .. .	1
21	AM/376/075 ..	" " cover nut .. .. .	1
22	AM/376/076/30	Pilot jet, Std. No. 30 .. .. .	1
23	AM/376/095 ..	" " cover nut .. .. .	1
24	AM/116/162 ..	" " " washer .. .. .	1
25	AM/332/017 ..	Air adjusting screw .. .. .	1
26	AM/4/148 ..	" " " spring .. .. .	1
27	AM/376/068 ..	Throttle stop screw .. .. .	1
28	AM/376/069 ..	" " " spring .. .. .	1
29	AM/376/110 ..	Air intake ring .. .. .	1
30	AM/376/083 ..	Float, complete .. .. .	1
31	AM/376/085 ..	" hinge spindle .. .. .	1
32	AM/376/094 ..	" spindle bush .. .. .	1
33	AM/376/089 ..	" needle .. .. .	1
34	AM/376/088 ..	" " seating .. .. .	1
36	AM/376/097 ..	Banjo .. .. .	1
37	AM/14/175 ..	" washer .. .. .	1
38	AM/376/091 ..	" bolt .. .. .	1
39	AM/376/092 ..	" " washer .. .. .	1
40	AM/376/093 ..	" filter gauze .. .. .	1
41	AM/376/086 ..	Tickler .. .. .	1
42	AM/343/011 ..	" body .. .. .	1
43	AM/376/087 ..	" spring .. .. .	1
44	AM/376/077 ..	Float chamber cover .. .. .	1
45	AM/376/078 ..	" " " joint .. .. .	1
46	AM/376/079 ..	" " " screw .. .. .	3
	AM/244/1037	Monobloc servicing spanner .. .. .	1



## LUCAS ALTERNATOR, RECTIFIER, DISTRIBUTORS AND COIL

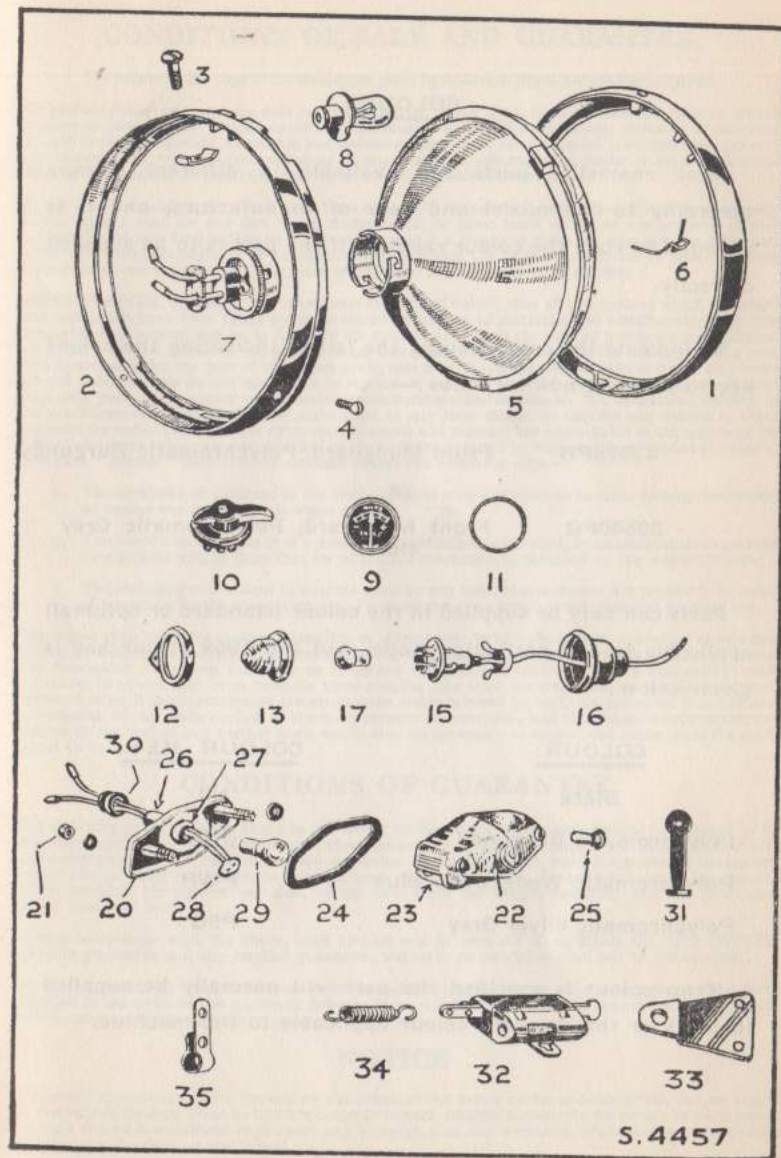
Illus. No.	No. of part.	Description.	No. per set
	LU/047521E ..	Alternator stator and rotor assy., RM14 ..	1
1	LU/468677 ..	Stator .. .. .	1
2	LU/466230 ..	Rotor .. .. .	1
3	38658.. ..	" sleeve .. .. .	1
4	40103.. ..	" key .. .. .	1
5	38663.. ..	" nut .. .. .	1
6	LU/465672 ..	" " lockwasher .. .. .	1
7	LU/40793 ..	Cable grommet .. .. .	1
8	LU/900270 ..	" rubber sleeve .. .. .	1
9	LU/455734 ..	" clip assy. .. .. .	1
12	LU/47111A ..	Rectifier .. .. .	1
13	39621.. ..	Clip .. .. .	1
14	16320.. ..	" pin .. .. .	1
	27918.. ..	" " washer .. .. .	1
	26995.. ..	" " nut .. .. .	1
	27944.. ..	Nut .. .. .	1
	LU/40550A ..	Distributor .. .. .	1
15	LU/406105 ..	Clamp plate assy. .. .. .	1
16	LU/400136 ..	Cover .. .. .	1
17	LU/410600 ..	Cable nut, moulded .. .. .	2
18	LU/404435 ..	Brush and spring .. .. .	1
19	LU/400051 ..	Rotor arm .. .. .	1
20	LU/400308 ..	Condenser .. .. .	1
21	LU/400415 ..	Contact set .. .. .	1
22	LU/422381 ..	Cam .. .. .	1
23	LU/416047/S..	Springs, auto advance, set .. .. .	1
24	LU/415729 ..	Weight assy. .. .. .	1
25	LU/407131 ..	Toggles .. .. .	1
26	LU/424123 ..	Shaft action plate .. .. .	1
27	40154.. ..	Distributor bracket .. .. .	1
28	40377.. ..	" " washer .. .. .	1
29	DE518 .. ..	" " pin .. .. .	3
	27916.. ..	" " s'proof washer .. .. .	3
30	251.. ..	" clamp pin .. .. .	1
31	38678.. ..	" peg .. .. .	1
	44137.. ..	" shield .. .. .	1
	1083.. ..	" " pin .. .. .	2
	26998.. ..	" " " nut .. .. .	2
	27916.. ..	" " " washer .. .. .	2
32	LU/45077B ..	Ignition coil .. .. .	1
	42221.. ..	" " bracket .. .. .	1
33	251.. ..	" " pin .. .. .	2
	27000.. ..	" " " nut .. .. .	2
34	LU/34093B ..	" switch .. .. .	1
35	LU/344715 ..	" " key .. .. .	1
	37630.. ..	" " washer .. .. .	1



S.4357

## LUCAS LAMPS AND STOPLIGHT

Illus. No.	No. of part.	Description.	No. per set
	LU/51856A ..	Headlamp MCF 700, comprising unit light with front and fixing rims—left dip .. .. .	1
1	LU/553248 ..	Front rim .. .. .	1
2	LU/553267 ..	Fixing rim .. .. .	1
3	39218 ..	Rim fixing screw .. .. .	2
4	LU/144921 ..	" adjusting screw .. .. .	1
5	LU/553921 ..	Unit light .. .. .	1
6	LU/504665 ..	" " fixing wire .. .. .	4
7	LU/554602 ..	Bulb holder .. .. .	1
8	LU/373 ..	Main bulb, 6v., 30×24w. .. .. .	1
9	LU/36084F ..	Ammeter .. .. .	1
10	LU/31491A ..	Lighting switch .. .. .	1
	LU/351567 ..	Handle and fixing screw .. .. .	1
11	LU/365408 ..	Rubber ring, ammeter or switch .. .. .	2
	LU/52234A ..	Pilot lamp comp., L550 .. .. .	2
12	LU/526496 ..	Rim .. .. .	2
	39218 ..	" screw .. .. .	2
13	LU/573815 ..	Lens .. .. .	2
15	LU/553750 ..	Interior (bulb holder) .. .. .	2
16	LU/526493 ..	Rubber mounting .. .. .	2
17	LU/988 ..	Bulb, 6v., 3w. .. .. .	2
	LU/53432B ..	Stop tail lamp No. 564 .. .. .	1
20	LU/576002 ..	Base .. .. .	1
21	LU/186014 ..	" securing nut .. .. .	2
	LU/188327 ..	" " " washer .. .. .	2
22	LU/573839 ..	Ruby lens .. .. .	1
23	LU/575200 ..	Clear window .. .. .	1
24	LU/575208 ..	Lens gasket .. .. .	1
	LU/575219 ..	" securing nut .. .. .	2
26	LU/575209 ..	Bulb holder .. .. .	1
27	LU/575207 ..	" " rubber cap .. .. .	1
28	LU/573828 ..	Contact assy. .. .. .	1
29	LU/384 ..	Bulb, 6v., 6×18w. .. .. .	1
30	LU/573825 ..	Cable grommet .. .. .	1
31	35604 ..	" band .. .. .	2
	LU/199001 ..	" grommet in mudguard .. .. .	1
32	LU/31437D ..	Stoplight switch .. .. .	1
33	40665 ..	" " bracket .. .. .	1
34	LU/315714 ..	" " spring .. .. .	1
35	39623 ..	" " " clip .. .. .	1
	38701 ..	Fixing pin .. .. .	2
	26999 ..	" " nut .. .. .	2
	29058 ..	" " washer .. .. .	2
	LU/839870 ..	Cable harness .. .. .	1



## COLOURS

Most enamelled parts are available in different colours according to the model and year of manufacture, and it is essential to state the colour required if the part is to be supplied correctly.

To indicate the colour, suffix the letters indicating the colour key to the part number, thus:—

43375PB	Front Mudguard, Polychromatic Burgundy
	or
38540PG	Front Mudguard, Polychromatic Grey etc.

Parts can only be supplied in the colour (standard or optional) applicable to any particular model, but the 1958 colour key is given below:—

### COLOUR:

Black  
Polychromatic Burgundy  
Polychromatic Wedgewood Blue  
Polychromatic Silver Grey

### COLOUR KEY:

Nil  
PB  
PWP  
PSG

If no colour is specified the part will normally be supplied in black or the standard colour applicable to the machine.

## CONDITIONS OF SALE AND GUARANTEE

The following is a copy of the Guarantee given by dealers in Royal Enfield Motor Cycles:

*We give the following Guarantee with our Motor Cycles, Motor Cycle Combinations and Sidecars, which is given in place of any implied conditions, warranties or liabilities whatsoever, statutory or otherwise all such implied conditions, warranties and liabilities being in all cases excluded. Any statement, description, condition or representation contained in any catalogue, advertisement, leaflet or other publication shall not be construed as enlarging, varying or over-riding this guarantee.*

In the case of machines (a) which have been used for " hiring out " purposes or (b) any motor cycle and/or sidecar used for any dirt track, cinder track, or grass track racing or competitions or any competition of any kind within an enclosure for which a charge is made for admission to take part in or view the competitions or (c) machines from which the trade mark, name or manufacturing number has been removed, no guarantee of any kind is given or is to be implied.

**WE GUARANTEE**, subject to the conditions mentioned below, that all precautions which are usual and reasonable have been taken by us to secure excellence of materials and workmanship, but this guarantee is to extend and be in force for six months only from the date of purchase, and damages for which we make ourselves responsible under this guarantee are limited to the free supply of a new part in exchange for the part of the motor cycle, motor cycle combination or sidecar which may have proved defective. We do not undertake to replace or refix, or bear the cost of replacing or refixing, such new part in the motor cycle, motor cycle combination or sidecar. We undertake, subject to the conditions mentioned below, to make good at any time within six months any defects in these respects. As motor cycles, motor cycle combinations and sidecars are easily liable to derangement by neglect or misuse this guarantee does not apply to defects caused by wear and tear, misuse or neglect. The term " misuse " shall include amongst others the following acts:—

1. The attaching of a sidecar to the motor cycle in such a manner as to cause damage calculated to render the latter unsafe when ridden.
2. The use of a motor cycle or of a motor cycle and sidecar combined, when carrying more persons or a greater weight than that for which the machine was designed by the manufacturers.
3. The attaching of a sidecar to a motor cycle by any form of attachment not provided, supplied or approved by the manufacturers or to a motor cycle which is not designed for such use.

Any motor cycle or motor cycle combination or sidecar sent to us to be plated, enamelled or repaired will be repaired upon the following conditions, i.e., we guarantee that all precautions which are usual and reasonable have been taken by us to secure excellence of materials and workmanship, such guarantee to extend and be in force for three months only from the time such work shall have been executed or until the expiration of the six months above referred to, and this guarantee is in lieu and in exclusion of any common law or statute warranty or condition, and the damages recoverable are limited to the cost of any further work which may be necessary to amend and make good the work found to be defective.

## CONDITIONS OF GUARANTEE

If a defective part should be found in our motor cycles, motor cycle combinations or sidecars, or in any part supplied by way of exchange before referred to, it must be sent to us CARRIAGE PAID and accompanied by an intimation from the owner that he desires to have it repaired or exchanged free of charge under our guarantee, and he must also furnish us at the same time with the number of the machine, the date of purchase, or the date when the alleged defective part was exchanged as the case may be.

Failing compliance with the above, such articles will lie here **AT THE RISK OF THE OWNER** and this guarantee and any implied guarantee, warranty or condition shall not be enforceable.

We do not guarantee specialities such as tyres, saddles, chains, lamps, etc., or any component parts supplied to the order of the purchaser differing from standard specifications supplied with our motor cycles, motor cycle combinations, sidecars or otherwise.

## NOTICE

We do not appoint agents for the sale on our behalf of our motor cycles or other goods, but we assign to motorcycle Dealers, areas in which we supply to such Dealers exclusively for re-sale in such areas. No such Dealer is authorised to transact any business, give any warranty, make any representations or incur any liability on our behalf.

CONDITIONS OF SALE AND GUARANTEE

It is the policy of the Company to sell its products on a cash basis... The Company does not warrant the quality of its products...

THE GUARANTEE... The Company warrants that its products are free from defects in material and workmanship...

- 1. The warranty of a dealer... 2. The dealer's obligation... 3. The dealer's responsibility...

The Company's policy is to sell its products on a cash basis... The Company does not warrant the quality of its products...

CONDITIONS OF GUARANTEE

If a product is found to be defective... The Company will repair or replace the product...

These conditions apply to all products... The Company's policy is to sell its products on a cash basis...

NOTICE

It is the policy of the Company to sell its products on a cash basis... The Company does not warrant the quality of its products...

